



**TICA FISHING TACKLE  
2021**

# TICA REEL CATALOGUE



BAIT CASTING REELS -----8-17



BOAT & TROLLING REELS -----18-27



SPINNING REELS -----28-43



LONG CASTING REELS -----44-48



HIT AND RUN REELS -----50-51



REAR DRAG SPINNING REELS-----52



FLY REELS -----53



MG2



OLD MATERIAL



The MG2 is a new rust-resistant gear forged from a brass alloy that prevents gear corrosion and keeps the action running smoothly for a longer lifespan.

---



Featuring a lightweight, tough and corrosion resistance, the carbon fiber body of the reel is 20% lighter and 170% stronger than previous reels. This unique engineering makes TICA reels feel solid and durable yet light.

---

# BAIT CASTING REELS TECHNOLOGY

## BB - BALL BEARINGS



Ball bearings are placed at critical points for optimal performance.



## RRB - RUST RESISTANT BEARINGS



TICA's rust resistant bearings utilize the latest technology to protect the ball bearings from corrosion and oxidation.



## QUICK REMOVABLE SIDEPLATE



Easy to remove sideplate allow for rapid spools changes and easy maintenance.



## RB - INSTANT ANTI-REVERSE



Instant anti-reverse is designed for a solid hook set by using an impact absorbent one way clutch roller bearing.



## CC - CARBON FIBER COMPOSITE



Featuring lightweight, toughness and corrosion resistance, the material is 20% light and 170% stronger in rigidity. The engineering makes TICA reels solid, durable and light.



## STAR DRAG



The newly design star-shaped drag control system provides a convenient and sensitive drag system. These features allow the angler to achieve the desired drag performance by simply turning the drag system with only one finger.





## ALUMINUM BODY



The reel frame is constructed of a lightweight and incredibly durable aluminum alloy.



## MULTI STOP ANTI-REVERSE



Multi stop anti-reverse system is designed with many stops to spread the point of impact caused from violent hook sets. This feature reduces the timing of the anti-reverse action and extends the lifespan of the reel.




## QUICK MAINTENANCE



Right side plate can be easily flipped for quick maintenance because anglers can loosen the handle cap by just a coin. The frame is ported where inlets are convenient for maintenance such as clean and lubrication.



## MBS-MAGFORCE BRAKE SYSTEM



The magforce brake system is designed to slow down the speed of the spinning spool to reduce backlash by adjusting the pressure of the brakes corresponding to the casting ability of the anglers.



## CBS - CENTRIFUGAL BRAKE SYSTEM



The centrifugal brake system controls the turning rate of the spool by adding or reducing the attached brake collars to the spool.



# Titanclaw

TC



## TITANCLAW TC FEATURES



- 7 RRB, shielded ball bearings.
- One piece, precision machine cut aluminium frame.
- Instant anti-reverse + multi stop anti-reverse system.
- High heat resistant carbon washers give smooth powerful drag up to 33 lb.
- Forged aluminum spool, anodized to protect from corrosion.
- Centrifugal brake control system.
- Micro click star drag.
- Loud line out alarm.
- Quick removable sideplate.
- Titanium coated line guide insert.
- EVA covered aluminum handle knob.
- Easy-open cover for quick maintenance.



### ONE PIECE ALUMINUM BODY FRAME

Equipped with one piece aluminum frame, Titan Claw endures strong force and is lightweight. It is processed by electrochemical oxidation for corrosion resistance.



Type 300



Type 100

### BIGGER DRIVE GEAR

The drive gear of Titan Claw is 30% larger than other TICA's low profile reels. It improves 2 time rigidity to fight big fish.



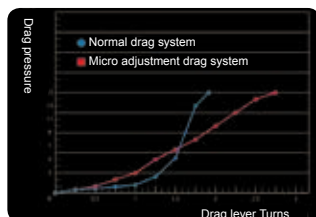
### CARBON DRAG WASHER

Equipped with 5 sets of large carbon washers, the star drag has the perfect combination of unrivaled stopping power, silky smoothness and outstanding consistency, with a high heat tolerance. The gradual and progressive tension makes drag up to 33lb and no risk with line breakage.



### EASY MAINTENANCE SYSTEM

Titan Claw features a buckle design providing an easy-open cover without screws. Anglers can quickly and easily maintain the reel by this design.



### MICRO DRAG ADJUSTMENT

To prevent breakage on fishing line or fishing rod by adding a sudden drag power in a fight, Titan Claw is equipped with an improved drag system that can increase drag force bit by bit.



Model	TC300H			TC301H		
Bearings	7RRB+1RB			7RRB+1RB		
Weight(oz)	13.0			13.0		
Gear Ratio	7.3			7.3		
lb-yds(mm) Mono	12-280(0.28) 14-240(0.31)			12-280(0.28) 14-240(0.31)		
lb-yds(mm) Braid	35-425(0.23) 45-340(0.26)			35-425(0.23) 45-340(0.26)		
Retrieve(in)	35.0			35.0		
Drag(lb)	33.0			33.0		
Handle Knob Size	O50-EVA-B			O50-EVA-B		
Features	Driver Gear	One-Piece Body frame	Handle Side Sideplate	Spool	Instant anti-reverse	Multi stop anti-reverse
	SUS	Aluminium	Aluminium	Forged Aluminium	-	-





### Electronic Depth Display

The digital LED display measures the line going out in feet, with a backlight that makes for easy reading in all lighting conditions.



### Activate the battery

Removable cover allows for quick and easy battery replacement.



### Automatic Throwing Clutch

Pressing the clutch down with your thumb activates free spooling for rapid line throwing, allowing you to cast farther distances one-handed.



Model	TC300LCD			TC301LCD		
Bearings	6RRB+1RB			6RRB+1RB		
Weight(oz)	14.1			14.1		
Gear Ratio	6.1			6.1		
lb-yds(mm) Mono	12-270(0.28) 16-210(0.33)			12-270(0.28) 16-210(0.33)		
lb-yds(mm) Braid	35-240(0.28) 44-175(0.33)			35-240(0.28) 44-175(0.33)		
Retrieve(in)	29.5			29.5		
Drag(lb)	33.0			33.0		
Handle Knob Size	O50-EVA-B			O50-EVA-B		
Features	Driver Gear	One-Piece Body frame	Handle Side Sideplate	Spool	Instant anti-reverse	Multi stop anti-reverse
	SUS	Aluminium	Aluminium	Forged Aluminium	-	-

# Titanclaw



TCLCD



## TITANCLAW TC FEATURES




- 7 RRB shielded ball bearings.
- One piece, precision machined cut aluminium frame.
- Instant anti-reverse + multi anti-reverse.
- High heat resistant carbon washers give smooth powerful drag up to 33bl.
- Forged aluminum Spool is anodized to protect from corrosion.
- Micro click star drag.
- Loud line out alarm.
- Titanium coated line guide insert.
- Easy-open cover for quick maintenance.
- EVA covered aluminum handle knob.
- The digital LED display measure the line going out in feet, with a backlight that makes for easy reading in all lighting conditions.
- Removable cover allows for quick and easy battery replacement.

# Flash cast **FC**

## FLASH CAST FC FEATURES

- 2 NMB Japanese ball bearings plus 7 RRB shielded ball bearings.
- Ported, corrosion resistant, forged aluminum spool.
- Carbon composite material for rigidity, lightness and durability.
- Micro click star drag.
- Instant anti-reverse system.
- Compact low profile design.
- Quick removable sideplate for easier spool change.
- Zirconia guide ring for less friction with line.
- External adjustable magnetic cast control system.
- Carbon drag washers for withstanding increased thermal heat.
- Hardened and lightweight air craft grade aluminum main gear.



### A. CARBON FIBER COMPOSITE FRAME AND SIDE PLATES

CC is TICA's latest technology of carbon fiber material. It realigns graphite with carbon fiber to result a tougher and lighter material that reduces 20% weight and increases 70% strength and achieves 100% corrosion resistance.

### B. CARBON DRAG WASHERS

Equipped with carbon washers, this drag has the perfect combination of unrivaled stopping power, silky smoothness and outstanding consistency, with a high heat tolerance. Max drag is up to 11lb.



Model	FC100DH			FC101DH		
Bearings	2NMB+7RRB+1RB			2NMB+7RRB+1RB		
Weight(oz)	6.2			6.2		
Gear Ratio	7.0			7.0		
lb-yds(mm) Mono	10-195(0.30)	12-175(0.32)	14-150(0.35)	10-195(0.30)	12-175(0.32)	14-150(0.35)
Retrieve(in)	31.0			31.0		
Drag(lb)	11.0			11.0		
Handle Knob Size	U26-EVA			U26-EVA		
Features	Main Body Frame	Handle Side Sideplate	Non-Handle Side Sideplate	Instant anti Reverse system	Spool	
	Carbon fiber Composite	Carbon fiber Composite	Carbon fiber Composite	-	Forged Aluminium	

# EZICAST EC

## EZICAST EC FEATURES

- 2 NMB Japanese ball bearings plus 2 ball bearings.
- Ergonomic and compact main.
- One-piece rigid graphite frame.
- Ported, corrosion resistant, forged aluminum spool.
- Click star drag system.
- Corrosion resistant aluminum handle & soft touch handle knob.
- Instant anti-reverse system.
- One-touch removable side plate.
- Zirconia line guide reduces friction with line.
- External adjustable magnetic cast control system.



Model	EC100			EC101		
Bearings	2NMB+2BB+1RB			2NMB+2BB+1RB		
Weight(oz)	7.4			7.4		
Gear Ratio	6.3			6.3		
lb-yds(mm) Mono	10-160(0.30)	12-150(0.32)	14-130(0.35)	10-160(0.30)	12-150(0.32)	14-130(0.35)
Retrieve(in)	28.0			28.0		
Drag(lb)	15.0			15.0		
Handle Knob Size	1.22			1.22		
Features	Main Body Frame	Handle Side Sideplate		Non-Handle Side Sideplate		Spool
	Graphite composite	Graphite composite		Graphite composite		Forged Aluminium





# TACTICA **GCA**

## TACTICA GCA FEATURES

- 2 NMB Japanese ball bearings plus 6 RRB shielded ball bearings.
- Forged machined cut aluminum spool & double anodized perforated spool.
- 1-pcs high-strength aluminum main body precision machining cut.
- Aluminum audible star drag system.
- Instant anti-reverse system for the power lock system.
- Ergonomic and compact design.
- Left cover compact open design (patent).
- SIC line guide.
- Magnetic cast control system.
- Soft and compact design EVA handle knob.
- High-strength brass precision gear.
- Right & left handed reel available.
- The deep spool makes it a great choice for fishing that require more line capacity.
- Ideal for mono and braided lines.



Model	GCA100DH			GCA101DH		
Bearings	2NMB+6RRB+1RB			2NMB+6RRB+1RB		
Weight(oz)	7.8			7.8		
Gear Ratio	7.0			7.0		
lb-yds(mm) Mono	10-195(0.30)	12-175(0.32)	14-150(0.35)	10-195(0.30)	12-175(0.32)	14-150(0.35)
Retrieve(in)	31.0			31.0		
Drag(lb)	15.0			15.0		
Handle Knob Size	U24-EVA			U24-EVA		
Features	Main Body Frame	Handle Side Sideplate	Non-Handle Side Sideplate	Spool	Centrifugal control brake system	
	Aluminium	Graphite	Graphite	Forged Aluminium	-	



# TACTICA HJ

## TACTICA HJ FEATURES

- 9 RRB, shielded ball bearings and 2 SUS ball bearings.
- Forged aluminum alloy spool.
- One piece aluminum frame CNC machined.
- Instant anti-reverse.
- Centrifugal brake system.
- Star drag.
- Simple spool removal.
- Large ultra wear-resisting line guide.
- Soft-touch handle knob & clutch bar.



Model	HJ100H			HJ101			HJ101H		
Bearings	9RRB+2BB(SUS)+1RB			9RRB+2BB(SUS)+1RB			9RRB+2BB(SUS)+1RB		
Weight(oz)	8.3			8.3			8.3		
Gear Ratio	6.2			5.2			6.2		
lb-yds(mm) Mono	8-120(0.28)	10-110(0.29)	12-105(0.30)	8-120(0.28)	10-110(0.29)	12-105(0.30)	8-120(0.28)	10-110(0.29)	12-105(0.30)
		14-95(0.32)			14-95(0.32)			14-95(0.32)	
Retrieve(in)	28.5			23.5			28.5		
Drag(lb)	7.7			7.7			7.7		
Handle Knob Size	I 22			I 22			I 22		
Features	Spool	Handle Side Sideplate		Non-Handle Side Sideplate			One-piece Main Frame	Centrifugal Brake System	Quick remove Sideplate
	Forged Aluminium	Graphite		Graphite			Aluminium	-	-

# CETO HA

## CETO HA FEATURES

- 3 RRB, shielded ball bearings and 2 SUS ball bearings.
- Forged aluminum alloy spool.
- One piece aluminum frame CNC machined.
- Instant anti-reverse.
- Centrifugal brake system.
- Star drag.
- Simple spool removal.
- Large ultra wear-resisting line guide.
- Soft-touch handle knob & clutch bar.



Model	HA101			HA101H			
Bearings	3RRB+2BB(SUS)+1RB			3RRB+2BB(SUS)+1RB			
Weight(oz)	8.3			8.3			
Gear Ratio	5.2			6.2			
lb-yds(mm) Mono	10-150(0.30)	12-130(0.32)	14-110(0.32)	10-150(0.30)	12-130(0.32)	14-110(0.32)	
Retrieve(in)	23.5			28.5			
Drag(lb)	7.7			7.7			
Handle Knob Size	\			\			
Features	Spool	Handle Side Sideplate	Non-Handle Side Sideplate	One-piece Main Frame	Centrifugal Brake System	Quick Remove Sideplate	Level wind
	Forged Aluminium	Graphite	Graphite	Aluminium	-	-	-

# Samira KL

## SAMIRA KL FEATURES

- 4 RRB, shielded ball bearings.
- Forged aluminum alloy spool.
- One piece aluminum frame CNC machined.
- Instant anti-reverse.
- Centrifugal brake system.
- Star drag.
- Single screw locking frame.
- Soft-touch handle knob & casting bar.
- Line out alarm.
- Titanium coated line guide insert.
- Water proof reset button.
- Right & left handed reel available.



Model	KL100	KL101	KL150	KL150LC	KL151	KL151LC	KL200	KL201
Bearings	4RRB+1RB	4RRB+1RB	4RRB+1RB	4RRB+1RB	4RRB+1RB	4RRB+1RB	4RRB+1RB	4RRB+1RB
Weight(oz)	10.2	10.2	11.3	11.3	11.3	11.3	11.6	11.6
Gear Ratio	5.2	5.2	5.2	5.2	5.2	5.2	5.2	5.2
lb-yds(mm) Mono	10-205(0.30) 12-140(0.32) 14-105(0.35)	10-205(0.30) 12-140(0.32) 14-105(0.35)	12-205(0.32) 14-175(0.35) 17-150(0.40)	12-205(0.32) 14-175(0.35) 17-150(0.40)	12-205(0.32) 14-175(0.35) 17-150(0.40)	12-205(0.32) 14-175(0.35) 17-150(0.40)	14-275(0.35) 17-210(0.40) 20-165(0.45)	14-275(0.35) 17-210(0.40) 20-165(0.45)
Retrieve(in)	18.8	18.8	21.8	21.8	21.8	21.8	23.2	23.2
Drag(lb)	6.6	6.6	6.6	8.8	6.6	8.8	6.6	6.6
Handle Knob Size	\	\	\	\	\	\	\	\
Features	Main Body Frame	Handle Side Sideplate	Non-Handle Side Sideplate		Spool		Centrifugal control Brake System	
	Aluminium	Graphite	Graphite		Forged Aluminium		-	

# STRIPER LE

## STRIPER LE FEATURES

- 8 RRB, shielded ball bearings.
- Forged aluminum alloy spool.
- One piece aluminum frame CNC machined.
- Instant anti-reverse system.
- Centrifugal control brake system.
- Star drag.
- Quick remove sideplate.
- Line out alarm.
- Large ultra wear-resisting line guide.
- Forged aluminum alloy handle knob.
- Soft-touch clutch bar.
- Tracking level wind.
- Right & left handed reel available.



Model	LE200			LE201		
Bearings	8RRB+1RB			8RRB+1RB		
Weight(oz)	14.6			14.6		
Gear Ratio	5.2			5.2		
lb-yds(mm) Mono	14-275(0.35)	17-210(0.40)	20-165(0.45)	14-275(0.35)	17-210(0.40)	20-165(0.45)
Retrieve(in)	23.2			23.2		
Drag(lb)	6.6			6.6		
Handle Knob Size	O40-AL			O40-AL		
Features	Main body Frame	Handle Side Sideplate	Non-Handle Side Sideplate	Spool	Centrifugal control Brake System	
	Aluminium	Aluminium	Aluminium	Forged Aluminium	-	

# CAIMAN GJ

## CAIMAN GJ FEATURES

- 10 RRB shielded ball bearings, 2 ball bearings.
- Forged aluminum alloy spool.
- One piece aluminum frame CNC machined.
- Instant anti-reverse.
- Centrifugal brake system.
- Star drag.
- Single screw locking frame.
- Soft-touch clutch bar.
- Line out alarm.
- Aluminum line guide.
- Water proof handle side cover.
- Forged aluminum alloy handle knob.
- Tracking level wind.
- Right & left handed reel available.



Model	GJ101	GJ150	GJ151	GJ200	GJ201	
Bearings	10RRB+2BB+1RB	10RRB+2BB+1RB	10RRB+2BB+1RB	10RRB+2BB+1RB	10RRB+2BB+1RB	
Weight(oz)	10.4	11.3	11.3	12.2	12.2	
Gear Ratio	5.2	5.2	5.2	5.2	5.2	
lb-yds(mm) Mono	10-205(0.30) 12-140(0.32) 14-105(0.35)	12-205(0.32) 14-175(0.35) 17-150(0.40)	12-205(0.32) 14-175(0.35) 17-150(0.40)	14-275(0.35) 17-210(0.40) 20-165(0.45)	14-275(0.35) 17-210(0.40) 20-165(0.45)	
Retrieve(in)	18.8	21.8	21.8	23.2	23.2	
Drag(lb)	6.6	6.6	6.6	6.6	6.6	
Handle Knob Size	I 18-AL	I 18-AL	I 18-AL	I 18-AL	I 18-AL	
Features	Spool	Handle Side Sideplate	Non-Handle Side Sideplate	Main body frame	Centrifugal control Brake System	Quick Remove Sideplate
	Forged Aluminium	Aluminium	Aluminium	Aluminium	-	-





# BOAT & TROLLING REELS TECHNOLOGY

## BB - BALL BEARINGS



Ball bearings are placed at critical points for optimal performance.



## RRB - RUST RESISTANT BEARINGS



TICA's rust resistant bearings utilize the latest technology to protect the ball bearings from corrosion and oxidation.



## RB - INSTANT ANTI-REVERSE



Instant anti-reverse is designed for a solid hook set by using an impact absorbent one way clutch roller bearing.



## WATER RESISTANT DEVICE



TICA has introduced rubber seals on the drag knobs and clutch bearings to prevent corrosive saltwater elements from infiltrating into the inner parts of the reel.



## STAR DRAG




The newly design star-shaped drag control system provides a convenient and sensitive drag system. These features allow the angler to achieve the desired drag performance by simply turning the drag system with only one finger.



## 2 SPEED SYSTEM



TICA's dual system utilizes a low gear for maximum cranking power and a high gear for fast retrieval, making it the ideal choice for fighting trophy fish.



## ALUMINUM BODY



The body frame is made of lightweight and very durable alloy materials.



## MULTI STOP ANTI-REVERSE



Multi stop anti-reverse system is designed with many stops to spread the point of impact caused from violent hook sets. This feature reduces the timing of the anti-reverse action and extends the lifespan of the reel.



## QUICK REMOVABLE SIDEPLATE



Easy to remove sideplate for changing spools or maintenance.



## DDS - DUAL DRAG SYSTEM



TICA's dual drag system is built with durable graphite washers. The drag washers can withstand the heat and pressure of fighting big fish.



## MBS-MAGFORCE BRAKE SYSTEM



The magforce brake system is designed to slow down the speed of the spinning spool to reduce backlash by adjusting the pressure of the brakes corresponding to the casting ability of the anglers.



## CBS - CENTRIFUGAL BRAKE SYSTEM



The centrifugal brake system controls the turning rate of the spool by adding or reducing the attached brake collars to the spool.



## LEVER DRAG



Quick drag adjustment-conveniently adjusts the drag set position by pushing the lever up or down. TICA's lever drag surface is much larger than any other lever drag reels of similar size.



# OXEAN **OX**



## OXEAN OX FEATURES

- 6 RRB, shielded ball bearings.
- Multi stop anti-reverse mechanism.
- Two-speed gear ratio.(Only OX50TS)
- Water resistant device.
- Soft-touch handle knob.
- Rigid stainless steel drive gear.
- Micro click pre-set drag knob.
- Forged, anodized corrosion-resistant spool.
- Loud line out alarm.
- Carbon drag washers for withstanding increased thermal.



Model	OX5	OX5L <sup>NEW</sup>	OX10	OX20	OX30	OX50TS
Bearings	6RRB		6RRB	6RRB	6RRB	6RRB
Weight(oz)	15.7		20.5	31.2	42.5	54.7
Gear Ratio	6.0		5.4	3.8	3.8	3.2/1.4
lb-yds(mm) Mono	8-880(0.23) 12-600(0.28) 20-300(0.37)		12-870(0.28) 20-510(0.37) 30-320(0.47)	20-940(0.37) 30-580(0.47) 40-390(0.57)	30-1020(0.47) 40-690(0.57) 50-590(0.62)	30-1500(0.47) 50-860(0.62) 80-500(0.78)
Retrieve(in)	35.0		40.9	31.9	39.2	38.0/16.6
Drag(lb)	22.0		22.0	24.0	33.0	40.0
Handle Knob Size	E62		E62	E62	E76	E76
Features	Driver Gear	Main body Frame	Handle Side Sideplate	Spool	Multi stop Anti-Reverse system	Lever drag
	SUS	Graphite	Graphite	Forged Aluminum	-	-



### STAINLESS STEEL DRAG PLATE

Stainless steel plates provide slow heat transmission and stabilize drag performance.



### 2 SPEED GEAR RATIO

There are 2 ratios for fast and slow retrieve. Low speed 1.4:1 offers more power and high speed 3.2:1 offers high retrieval speed.



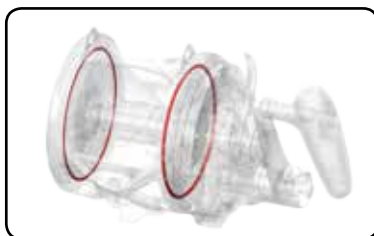
### ALUMINUM SPOOL

To reach the best rigidity, the spool of Oxean is made of cold forged 6061-T6 aluminum. Cold forging process makes more raw material into the same block so the raw material becomes tougher than die cast. The spool is processed with electrochemical oxidation for corrosion resistance.



### MULTI STOP ANTI-REVERSE SYSTEM

2 sets of heavy duty mechanical anti-reverse linked directly to the main gear prevent failure while fighting with big fish. This achieves double protections.



### WATER RESISTANT DEVICE

To assure no invasion from water, Oxean is sealed by water resistant ring that can protect the inside parts, extending longevity.



# TOPTEC SWA

## TOPTEC SWA FEATURES

- 3 RRB, shielded ball bearings.
- One piece graphite frame, strong and light.
- One-way clutch.
- Drag can function normally long-term with carbon drag washers to withstand high temperature.
- Spool forged, plated to protect from corrosion.
- The best casting can be controlled by magnet system.
- Star drag functions with sound.
- The length of handle can be used with 2 kinds of length, 68 mm or 80 mm.
- The drag knob will stop the turning of spool after micro setting.
- The sound will alarm when catching fish.
- Comfortable handle knob.
- Stainless steel pinion, main shaft and reel foot.



Model	SWA10-R			SWA10-L		
Bearings	3RRB+1RB			3RRB+1RB		
Weight(oz)	16.9			16.9		
Gear Ratio	6.2			6.2		
lb-yds(mm) Mono	20-360(0.37)	25-260(0.43)	30-220(0.47)	20-360(0.37)	25-260(0.43)	30-220(0.47)
Retrieve(in)	38.3			38.3		
Drag(lb)	22.0			22.0		
Handle Knob Size	E62			E62		
Features	Main Body Frame	Sideplate	Spool	Pinion Gear		
	Graphite	Graphite	Forged Aluminum	SUS		

# Sea Wave SWP

## SEA WAVE SWP FEATURES

- 6 RRB, shielded ball bearings.
- Oversized smooth drag washers.
- Star drag.
- Aluminum alloy frame and sideplate.
- Forged aluminum spool.
- Line out alarm.
- Stainless steel pinion gear, reel seat, and casting bar.



Model	SWP12L	SWP12NL	SWP16N	SWP16NL	SWP16WH
Bearings	6RRB+1RB	6RRB+1RB	6RRB+1RB	6RRB+1RB	6RRB+1RB
Weight(oz)	22.3	21.8	23.6	23.6	26.0
Gear Ratio	4.3	4.3	5.2	4.3	6.1
lb-yds(mm) Mono	14-620(0.35) 17-475(0.40) 20-375(0.45) 25-300(0.50)	14-490(0.35) 17-375(0.40) 20-295(0.45) 25-240(0.50)	14-700(0.35) 17-540(0.40) 20-425(0.45) 25-345(0.50)	14-700(0.35) 17-540(0.40) 20-425(0.45) 25-345(0.50)	20-640(0.45) 25-520(0.50) 30-430(0.55) 40-305(0.65)
Retrieve(in)	29.5	29.5	40.5	33.5	40.5
Drag(lb)	20.0	20.0	25.0	25.0	25.0
Handle Knob Size	P85-AL	P85-AL	P85-AL	P85-AL	P85-AL
Features	Frame	Sideplate	Spool	Pinion Gear	
	Aluminum	Aluminum	Forged Aluminum	SUS	


# SEASPIRIT SA

## SEASPIRIT SA FEATURES

- 5 RRB, shielded ball bearings.
- Strong lightweight graphite frame and side plate.
- Micro click star drag for precise drag power settings.
- Forged aluminum spool provides more strength and lighter weight.
- Quick remove side plate system.
- Power handle knob. (SA148R/C comes with additional paddle handle)
- Multi-disk drag system.
- Stainless steel pinion gear .
- Mechanical & roller bearing anti reverse system.
- On/ off clicker on all sizes.
- Idea for downrigger, diver trolling, mooching for all salmon species.
- Comes in line-counter and non-line counter models.



■ FORGED ALUMINUM SPOOL



■ 2 ADJUSTABLE HANDLE LENGTHS(2.7/3.1 inch)



■ QUICK REMOVABLE SIDEPLATE

Model	Bearings	WT (oz)	Gear Ratio	Lb-yds(mm) Mono	Retrieve (in)	Drag (lb)	Handle Knob Size
SA248R	5RRB+1RB	17.6	5.1	12-390(0.32) 14-325(0.35) 17-250(0.40) 20-200(0.45)	29.5	11	E62
SA348R	5RRB+1RB	18.0	5.1	14-430(0.35) 17-330(0.40) 20-260(0.45) 25-210(0.50)	29.5	11	E62
SA458R	5RRB+1RB	22.2	4.2	14-620(0.35) 17-475(0.40) 20-375(0.45) 25-300(0.50)	28.0	14	E62
SA558R	5RRB+1RB	22.5	4.2	17-580(0.40) 20-460(0.45) 25-370(0.50) 30-305(0.55)	28.0	14	E62
SA148R/C	5RRB+1RB	16.0	5.1	12-270(0.32) 14-225(0.35) 17-175(0.40) 20-135(0.45)	29.5	11	E62
SA248R/C	5RRB+1RB	18.0	5.1	12-390(0.32) 14-325(0.35) 17-250(0.40) 20-200(0.45)	29.5	11	E62
SA348R/C	5RRB+1RB	18.3	5.1	14-430(0.35) 17-330(0.40) 20-260(0.45) 25-210(0.50)	29.5	11	E62
SA458R/C	5RRB+1RB	22.5	4.2	14-620(0.35) 17-475(0.40) 20-375(0.45) 25-300(0.50)	28.0	14	E62
SA558R/C	5RRB+1RB	22.9	4.2	17-580(0.40) 20-460(0.45) 25-370(0.50) 30-305(0.55)	28.0	14	E62
SA248L/C	5RRB+1RB	18.4	5.1	12-390(0.32) 14-325(0.35) 17-250(0.40) 20-200(0.45)	29.5	11	E62
SA348L/C	5RRB+1RB	19.0	5.1	14-430(0.35) 17-330(0.40) 20-260(0.45) 25-210(0.50)	29.5	11	E62
Frame	Sideplate	Spool	Sideplate Holding Nut	Pinion Gear	Clicker		
Graphite	Graphite	Forged Aluminum	SUS	SUS	-		

# TICATEAM **WTS**

## TICATEAM WTS FEATURES

- 6 RRB shielded ball bearings.
- CNC machine cut forged aluminum alloy frame, spool, sideplate and reel foot.
- Two-speed gear ratio.
- Dual drag system.
- Rigid stainless steel drive gear and pinion gear.
- Loud line out alarm.
- Lever drag .
- 2 sets Multi stop anti-reverse system.



Model	12R/WTS			16R/WTS			20R/WTS				
Bearings	6RRB			6RRB			6RRB				
Weight(oz)	40.5			44.4			50.0				
Gear Ratio	4.7/2.3			4.4/2.0			4.4/2.0				
lb-yds(mm) Mono	12-880(0.32)			16-780(0.38)			20-820(0.45)				
Retrieve(in)	37.5/18.3			37.7/17.0			37.7/17.0				
Drag(lb)	22.0			26.5			26.5				
Handle Knob Size	P88			P88			P88				
Features	Main body Frame	Sideplate	Spool	Drive Gear	Pinion Gear	Lever Drag	2 Speed System	Dual Drag System	2 sets Multi stop Anti-Reverse system	Clicker	Reel Bag
	Aluminum	Aluminum	Forged Aluminum	SUS	SUS	-	-	-	-	-	-



# TICATEAM ST/STL

## TICATEAM ST/STL(LEFT HAND) FEATURES

- 8 RRB shielded ball bearings.
- One piece aluminum frame CNC machined.
- Forged aluminum spool.
- 2 one-way clutch roller bearings instant anti-reverse.
- Stainless steel main gear, pinion gear, and drag cam.
- Lever drag.
- Loud line out alarm.
- Free reel bag.
- Forged aluminum alloy handle knob.



(GOLD)



(WINE RED)



(BLUE)

Model	ST12N <Red> <Blue>	ST12NH<Blue>	STL12<Blue>	STL16N <Red> <Blue>	ST16NH <Red> <Blue>	STL16 <Red> <Blue>	ST16H<Blue> <Red>
Bearings	8RRB+2RB	8RRB+2RB	8RRB+2RB	8RRB+2RB	8RRB+2RB	8RRB+2RB	8RRB+2RB
Weight(oz)	27.1	27.1	27.6	28.3	29.5	29.5	29.5
Gear Ratio	4.2	5.2	4.2	3.7	4.7	3.7	4.7
lb-yds(mm) Mono	14-490(0.35) 17-375(0.40) 20-295(0.45) 25-240(0.50)	14-490(0.35) 17-375(0.40) 20-295(0.45) 25-240(0.50)	14-620(0.35) 17-475(0.40) 20-375(0.45) 25-300(0.50)	14-490(0.35) 17-375(0.40) 20-295(0.45) 25-240(0.50)	17-660(0.40) 20-520(0.45) 25-420(0.50) 30-350(0.55)	17-660(0.40) 20-520(0.45) 25-420(0.50) 30-350(0.55)	17-660(0.40) 20-520(0.45) 25-420(0.50) 30-350(0.55)
Retrieve(in)	30.0	37.0	30.0	30.0	39.0	39.0	39.0
Drag(lb)	20.0	20.0	20.0	20.0	25.0	25.0	25.0
Handle Knob Size	P85-AL	P85-AL	P85-AL	P85-AL	P85-AL	P85-AL	P85-AL
Features	Main body Frame	Handle Side Sideplate	Non-Handle Side Sideplate	Spool	Drive Gear Pinion Gear	Lever Drag	Clicker
	Aluminum	Aluminum	Aluminum	Forged Aluminum	SUS SUS	-	-





# SPINNING REELS TECHNOLOGY

## RB - INSTANT ANTI-REVERSE



Instant anti-reverse is designed for a solid hook set by using an impact absorbent one way clutch roller bearing.



## COMPUTER BALANCED ROTOR



The rotor is balanced by using the latest computer technology.



## BB - BALL BEARINGS



Ball bearings are placed at critical points for optimal performance.



## POWER HANDLE KNOB



TICA's unique power handle knob is ergonomically designed with lightweight, soft-touch and non-slip features.



## RRB - RUST RESISTANT BEARING



TICA's rust resistant bearings utilize the latest technology to protect the ball bearings from corrosion and oxidization.



## QUICK MAINTENANCE



Right side plate can be easily flipped for quick maintenance because anglers can loosen the handle cap by just a coin. The frame is ported where inlets are convenient for maintenance such as clean and lubrication.



## ANTI-TWIST ROTOR



Unique anti-twist rotor resolves the problem of line twists commonly found in spinning reels.



## WATER RESISTANT DEVICE



TICA has introduced rubber seals on the drag knobs and clutch bearings to prevent corrosive saltwater elements from infiltrating into the inner parts of the reel.





## CF-CYBERNETIC FRAME SYSTEM

The cybernetic integrated frame system is a newly designed spinning reel body developed by TICA's innovative engineers. This technological breakthrough provides anglers with a reel that has greater balance and durability.



## QUICK-SET DRAG SYSTEM

This unique feature allows precise adjustments in a spinning reel for the most demanding fishing situation.



## WOS - WORM SHAFT OSCILLATING SYSTEM



Precision-cut worm shaft system significantly improves smoothness and even line winding.



## HIT AND RUN SYSTEM



The hit and run system is the perfect tool for live baiting. It allows the live bait to swim freely by adjusting the rear drag. The main drag setting can be easily switched to the original setting by a quick turn of the handle or a flip of a switch to set the hook.



## COS - CRANK OSCILLATING SYSTEM



TICA's crank oscillating system winds the line evenly by creating less line friction. It helps the reel cast longer distances and improves the performance of the fishing line.



## ALUMINUM BODY



The body frame is made of lightweight and very durable alloy materials.



## IOS - INTELLIGENT OSCILLATING SYSTEM



Intelligent oscillating system is TICA's latest design for superior line winding system. It simplifies the complexities of the even line winding function in the worm shaft system without removing the durability and reliability of the old oscillating gear system.



## ALUMINUM ROTOR



The aluminum alloy rotor has been specially engineered to provide superior strength.



## ZOS-Z OSCILLATING SYSTEM



ZOS utilizes a cam mechanism plus a z-slot that extends the route to provide simple oscillation, toughness, durability and uniform line lay.



## MULTI STOP ANTI-REVERSE



Multi stop anti-reverse system is designed with many stops to spread the point of impact caused from violent hook sets. This feature reduces the timing of the anti-reverse action and extends the lifespan of the reel.





**TALISMAN TG FEATURES**

- 14 RRB,shielded ball Bearings.
- Strong, durable aluminium alloy Frame/Body cover/Rotor/Bail arm.
- Forged aluminium alloy spool with carbon lip.
- Hardened stainless steel Main Shaft to increase strength.
- Stainless steel Drive Gear, aluminium bronze Pinion gear.
- Stainless steel Worm Shaft Oscillating System.
- One-way clutch instant anti-reverse roller bearing.
- Computer balanced rotor.
- Anti-reverse Line Roller Shaft with aluminium thick bail.
- CNC machined right/left interchangeable handle.
- Comfortable EVA handle knob.



**BALANCED BRAKING**

The drag works from both sides of the spool. This provides a smoother drag and better rotor stability when it is under pressure.



**STAINLESS DRIVE GEAR AND BRASS PINION GEAR**

The gears have been designed via computers with extra strong teeth and perfect gear alignment for prolonged life and smoothness.



**INSTANT ANTI-REVERSE**

This reel is fitted with a one way clutch roller bearing.



**MANUAL BAIL SYSTEM**

This bail system prevents the bail from prematurely flipping during a cast. It doesn't allow the rotor to reverse by flipping automatically during a cast.



**ALUMINUM BODY & ALUMINUM ROTOR**

Lightweight super-strong aluminum alloy,with precise machining and special polishing treatment process.



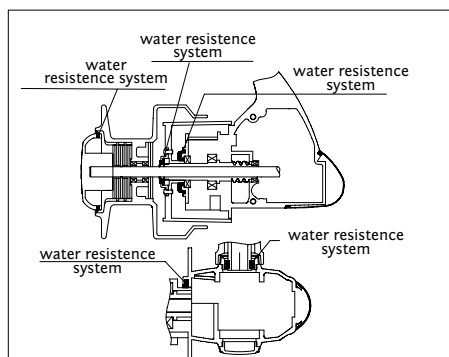
**WORM SHAFT SYSTEM**

Precision-cut worm shaft system significantly improves smoothness and even line winding.



Model	TG3000		TG4000		TG6000		TG8000
Bearings	14RRB+1RB		14RRB+1RB		14RRB+1RB		14RRB+1RB
Weight(oz)	15.3		15.3		23.3		24.7
Gear Ratio	6.3		6.3		5.4		5.4
lb-yds(mm) Mono	8-190(0.28)	12-145(0.32) 14-120(0.35)	12-215(0.32)	14-180(0.35) 17-140(0.40)	17-370(0.35)	20-220(0.45) 25-180(0.50)	20-300(0.45) 25-250(0.50) 30-210(0.55)
Retrieve(in)	41.3		45.3		41.3		46.1
Drag(lb)	33.1		33.1		44.1		66.1
Handle Knob Size	I 25-EVA		I 25-EVA		T75-EVA		T80-EVA
Features	Main Body Frame	Body Cover	Rotor	Spool	Drive Gear	Worm Shaft Oscillating System	Reel Bag
	Aluminum	Aluminum	Aluminum	Forged Aluminum	SUS	-	-

## Water Resistance System



- Many areas in this reel are protected by gaskets water resistance system. These built-in gasket water resistance area will protect working parts from salt and corrosion, prolonging the life of the reel, (see parts breakdown for water resistance area only in TG6000/8000).



### FORGED ALUMINUM ALLOY SPOOL

The spool is lightweight yet durable. It has been CNC machined and specially treated for rust resistance.



### POWER HANDLE KNOB

Ergonomically designed aluminum handle knob. Soft touch EVA with slip resistant grooves. Angled at a "wrist friendly" angle to make for ease retrieving.(only TG8000)



### FINE TUNE DRAG

The TALISMAN reel series is fitted with a micronic finite drag adjustment through a stainless steel drag knob.



# EZI CAST

**EC**

## EZI CAST EC FEATURES

- 3 pcs ball bearings.
- Chromium plated anti-twist line roller.
- Instant anti-reverse roller bearing.
- Forged, corrosion-resistant aluminum spool.
- Z-Oscillation system for flat line lay.
- Thick corrosion resistant aluminum bail.
- Right/ left interchangeable handle.



Model	EC2500		EC4000		EC6000	
Bearings	3BB+1RB		3BB+1RB		3BB+1RB	
Weight(oz)	7.2		10.9		15.7	
Gear Ratio	5.2		5.2		4.3	
lb-yds(mm) Mono	5-250(0.22) 6-200(0.25) 8-155(0.28)		14-265(0.32) 17-220(0.35) 20-135(0.45)		18-225(0.42) 20-195(0.45) 25-160(0.50)	
Retrieve(in)	28.7		37.0		32.0	
Drag(lb)	6.6		8.8		13.2	
Handle Knob Size	\		\		\	
Features	Main Body frame	Body Cover	Rotor	Spool	Z Oscillating System	Computer Balanced Rotor
	Graphite	Graphite	Graphite	Forged Aluminum	-	-

# GALANT Spin-X

## GP

### GALANT SPIN-X GP FEATURES

- 4 RRB, shielded ball bearings.
- Aluminum alloy spool.
- Instant anti-reverse system.
- Computer balanced rotor.
- Anti-twist line roller.
- Solid aluminum bail wire.
- Right/ left interchangeable handle.
- Soft-tough handle knob.
- Smooth powerful carbon drag washers.



Model	GP2000	GP2500	GP3000	GP3500	GP4000	GP4500
Bearings	4RRB+1RB	4RRB+1RB	4RRB+1RB	4RRB+1RB	4RRB+1RB	4RRB+1RB
Weight(oz)	9.3	9.3	12.2	12.2	12.3	12.3
Gear Ratio	5.2	5.2	4.9	4.9	4.9	4.9
lb-yds(mm) Mono	4-230(0.20) 5-190(0.22) 6-150(0.25)	5-260(0.22) 6-200(0.25) 8-160(0.28)	6-280(0.25) 8-230(0.28) 10-200(0.30)	8-300(0.28) 10-260(0.30) 12-230(0.32)	10-340(0.30) 12-300(0.32) 14-250(0.35)	12-360(0.32) 14-300(0.35) 16-260(0.38)
Retrieve(in)	29.4	29.4	31.5	31.5	34.3	34.3
Drag(lb)	9.0	9.0	13.0	13.0	13.0	13.0
Handle Knob Size	1 22	1 22	1 22	1 22	1 22	1 22
Features	Main Body Frame	Body Cover	Rotor	Spool	Z Oscillating System	Computer Balanced Rotor
	Graphite	Graphite	Graphite	Aluminum	-	-



# ZATARA LBXT(A)

## ZATARA LBXT(A) FEATURES

- 7 precision ball bearings.
- Anti-twist line roller.
- One-way clutch.
- The skin plated on aluminum spool can avoid corrosion.
- New ZOS system provides good-lay line on spool when winding.
- Slim frame.
- Thick bail, lighter and stronger.
- Interchangeable handle.
- Comfortable handle knob. (1000~3000 "I" Type, 4000~5000 "T" Type).



Model	LBXT1000(A)	LBXT2000(A)	LBXT3000(A)	LBXT4000(A)	LBXT5000(A)		
Bearings	7RRB/BB+1RB	7RRB/BB+1RB	7RRB/BB+1RB	7RRB/BB+1RB	7RRB/BB+1RB		
Weight(oz)	7.3	10.5	10.2	16.5	16.2		
Gear Ratio	5.2	5.2	5.2	4.3	4.3		
lb-yds(mm) Mono	5-125(0.22) 6-95(0.25) 7-90(0.26)	6-155(0.25) 7-150(0.26) 8-125(0.28)	7-225(0.26) 8-190(0.28) 10-155(0.32)	10-225(0.30) 12-195(0.32) 14-165(0.35)	12-260(0.32) 14-220(0.35) 16-185(0.38)		
Retrieve(in)	26.8	30.3	30.3	30.3	30.3		
Drag(lb)	6.6	8.8	8.8	13.2	13.2		
Handle Knob Size	I 22	I 22	I 22	T52	T52		
Features	Main Body Frame	Body Cover	Rotor	Spool	Z Oscillating System	Computer Balanced Rotor	Reel Bag
	Graphite	Graphite	Graphite	Aluminum	-	-	-



# Wild Fox **WF**

## WILD FOX WF FEATURES

- 1BB ball bearing.
- Strong, durable aluminium alloy spool.
- Instant Anti-Reverse (one way clutch).
- Computer Balanced Rotor.
- Special Anti-Twist Line Roller.
- Intelligent Oscillating System(I/O).
- Right or Left hand winding.
- Soft-touch handle knob.



Model	WF1000	WF2000	WF3000	WF4000	WF5000	WF6000
Bearings	1BB+1RB	1BB+1RB	1BB+1RB	1BB+1RB	1BB+1RB	1BB+1RB
Weight(oz)	9.2	9.2	12.2	12.0	16.4	16.4
Gear Ratio	4.9	4.9	4.9	4.9	4.3	4.3
lb-yds(mm) Mono	4-230(0.20) 5-190(0.22) 6-150(0.25)	5-260(0.22) 6-200(0.25) 8-160(0.28)	6-280(0.25) 8-230(0.28) 10-200(0.30)	8-300(0.28) 10-260(0.30) 12-230(0.32)	12-380(0.32) 14-320(0.35) 16-270(0.38)	14-400(0.35) 16-340(0.38) 17-310(0.40)
Retrieve(in)	27.5	27.5	31.5	31.5	32.5	32.5
Drag(lb)	8.8	8.8	11.0	11.0	13.2	13.2
Handle Knob Size	\	\	F43-ABS	F43-ABS	\	\
Features	Main Body Frame	Body Cover	Rotor	Spool	Intelligent Oscillating System	Computer Balanced Rotor
	Graphite	Graphite	Graphite	Aluminum	-	-



# GALANT X-TREME

**GAAT**

## GALANT X-TREME GAAT FEATURES

- 6 RRB shielded ball bearings.
- Aluminum alloy spool.
- Anti-twist line roller.
- Drag knob with TRP material.
- Solid aluminum bail wire.
- Worm shaft system.
- One-way clutch instant anti-reverse roller bearing.
- Computer balanced rotor.
- Right/ left interchangeable handle.
- Power handle knob.
- Smooth & powerful carbon drag washers.



Model	GAAT1000H	GAAT2000H	GAAT3000H	GAAT4000H	GAAT6000H			
Bearings	6RRB+1RB	6RRB+1RB	6RRB+1RB	6RRB+1RB	6RRB+1RB			
Weight(oz)	8.8	9.0	13.0	14.0	19.2			
Gear Ratio	6.3	6.3	6.3	6.3	5.2			
lb-yds(mm) Mono	3-185(0.18) 4-150(0.20) 5-120(0.22)	5-200(0.22) 6-160(0.25) 8-125(0.28)	8-225(0.28) 10-195(0.30) 12-175(0.32)	12-285(0.32) 14-230(0.35) 16-200(0.38)	18-275(0.42) 20-240(0.45) 25-195(0.50)			
Retrieve(in)	36.7	36.7	41.6	46.3	44.5			
Drag(lb)	8.0	8.0	16.0	16.0	20.0			
Handle Knob Size	I 22	I 22	T45	T52	T62			
Features	Main Body Frame Graphite	Body Cover Graphite	Rotor Graphite	Spool Aluminum	Worm Shaft SUS	Worm shaft Oscillating System -	Computer Balanced Rotor -	Reel Bag -

# SAMIRA X-TREME

## SAAT



### SAMIRA X-TREME SAAT FEATURES

- 10 RRB shielded ball bearings.
- Forged aluminum spool.
- Anti-twist rotor.
- Drag knob with TRP water proof seal.
- Solid aluminum bail wire.
- Worm shaft system.
- One-way clutch impact-absorbent roller bearing.
- Computer balanced rotor.
- Right/ left interchangeable handle.
- CNC machined aluminum alloy handle.
- Comfortable EVA handle knob.
- Drag with carbon washers let brakes be smooth.



Model	SAAT1000H	SAAT2000H	SAAT3000H	SAAT4000H	SAAT6000H			
Bearings	10RRB+1RB	10RRB+1RB	10RRB+1RB	10RRB+1RB	10RRB+1RB			
Weight(oz)	8.8	9.0	13.4	14.9	19.6			
Gear Ratio	6.3	6.3	6.3	6.3	5.2			
lb-yds(mm) Mono	3-185(0.18) 4-150(0.20) 5-120(0.22)	5-200(0.22) 6-160(0.25) 8-125(0.28)	8-225(0.28) 10-195(0.30) 12-175(0.32)	12-285(0.32) 14-230(0.35) 16-200(0.38)	18-275(0.42) 20-240(0.45) 25-195(0.50)			
Retrieve(in)	36.7	36.7	41.6	46.3	44.5			
Drag(lb)	8.0	8.0	16.0	16.0	20.0			
Handle Knob Size	I 20-EVA	I 20-EVA	I 25-EVA	I 25-EVA	T80-EVA-A			
Features	Main Body Frame	Body Cover	Rotor	Spool	Worm Shaft	Worm shaft Oscillating System	Computer Balanced Rotor	Reel Bag
	Graphite	Graphite	Graphite	Forged Aluminum	SUS	WOS	-	-

### EVA KNOB

- EVA-covered aluminum handle knob features softness and comfort.
- The materials feature rigidity and lightness.



A.The SAMIRA has a unique design line roller and bail system to avoid line catching or line wear while providing the smoothest possible performance.

B.The new aluminum spool design incorporates an aerodynamic shape and a new "spool lip" design to assist in smoother casting and retrieval.It also uses a durable and innovative clip for the end of a line.

# LUSTRE

*Spin-X*

## LCAT

### LUSTRE SPIN-X LCAT FEATURES

- 5 ball bearings.
- Anti twist line roller.
- Strong multi-stop anti-reverse mechanism.
- Special anti corrosion spool treatment.
- Left/ right interchangeable handle.
- Z oscillation system gives perfect line lay on spool.
- Slimline frame.
- Thick, strong bail system.
- Comfortable handle knob.



Model	LCAT1000	LCAT2000	LCAT3000	LCAT4000		
Bearings	5BB	5BB	5BB	5BB		
Weight(oz)	6.9	7.0	11.0	11.0		
Gear Ratio	5.2	5.2	5.2	5.2		
lb-yds(mm) Mono	3-185(0.18) 4-150(0.20) 5-120(0.22)	4-230(0.20) 5-190(0.22) 6-150(0.25)	10-275(0.30) 12-250(0.32) 14-220(0.35)	14-265(0.35) 17-220(0.40) 20-135(0.45)		
Retrieve(in)	26.8	26.8	34.0	37.0		
Drag(lb)	6.0	6.0	8.0	8.0		
Handle Knob Size	1 22	1 22	1 22	1 22		
Features	Main Body Frame	Body Cover	Rotor	Spool	Z Oscillating System	Computer Balanced Rotor
	Graphite	Graphite	Graphite	Aluminum	-	-

# BRUTE WOLF **BW**

## BRUTE WOLF BW FEATURES

- 4 RRB shielded ball bearings.
- Aluminum alloy spool.
- Multi stops anti-reverse.
- Computer balanced rotor.
- Intelligent oscillating system .( IOS system)
- Right/ left interchangeable handle.



Model	BW6000			BW8000		
Bearings	4RRB			4RRB		
Weight(oz)	24.5			24.5		
Gear Ratio	4.4			4.4		
lb-yds(mm) Mono	17-360(0.35)	18-280(0.40)	20-220(0.45)	20-280(0.45)	25-230(0.50)	30-200(0.55)
Retrieve(in)	35.5			35.5		
Drag(lb)	22.0			22.0		
Handle Knob Size	O45-EVA-B			O45-EVA-B		
Features	Main Body Frame	Body Cover	Rotor	Spool	Intelligent Oscillating System	Multi stop Anti-reverse
	Graphite	Graphite	Graphite	Aluminum	-	-

# HYENA

**HN**

## HYENA HN FEATURES

- 8 RRB shielded ball bearings.
- Titanium plated line roller.
- Computer balanced, anti-twist rotor.
- Cybernetic frame system.
- Durable bail spring.
- Instant anti-reverse.
- Intelligent oscillating system.
- Corrosion resistant anodized aluminum spool.
- EVA-O50 covered aluminum handle knob.
- Long handle arm for powerful retrieving.
- Click drag knob.
- Water resistant device.
- Right and left interchangeable handle.



Model	HN50		HN60				
Bearings	8RRB+1RB		8RRB+1RB				
Weight(oz)	24.9		24.8				
Gear Ratio	4.3		4.3				
lb-yds(mm) Mono	17-355(0.35) 20-275(0.45)	18-320(0.40) 25-220(0.55)	17-395(0.35) 20-315(0.45)	18-360(0.40) 25-255(0.55)			
Retrieve(in)	37.8		37.8				
Drag(lb)	22.0		22.0				
Handle Knob Size	O50-EVA-B		O50-EVA-B				
Features	Main Body Frame	Body Cover	Rotor	Spool	Intelligent Oscillating System	Computer Balanced Rotor	Anti-twist rotor
	Graphite	Graphite	Graphite	Aluminum	-	-	-

# CYBERNETIC GGAT



## CYBERNETIC GGAT FEATURES

- 8 RRB shielded ball bearings.
- Line roller is plated with titanium.
- Cybernetic system with 2pcs body covers, good balance and lighter.
- Bail spring offers strong durability for thousands bail trips.
- One-way clutch.
- I/O System provides the best smoothness and durability while oscillation.
- The skin plated on aluminum spool can avoid corrosion.
- "T" knob covered with soft material.
- The long handle arm helps your easier operation while retrieving.
- Drag knob sounds "Tic Tac".
- Interchangeable handle.



Model	GGAT10000							
Bearings	8RRB+1RB							
Weight(oz)	33.0							
Gear Ratio	3.3							
lb-yds(mm) Mono	20-480(0.45) 25-390(0.50) 30-330(0.55) 40-230(0.65)							
Retrieve(in)	34.8/51.2							
Drag(lb)	30.9							
Handle Knob Size	E62							
Features	Main Body Frame	Body Cover	Rotor	Spool	Intelligent Oscillating System	Computer Balanced Rotor	Cybernetic Frame System	Anti-twist rotor
	Graphite	Graphite	Graphite	Aluminum	-	-	-	-



# CETUS **GV/LE/SB/SE/SS**

## CETUS GV/LE/SB/SE/SS FEATURE

- 6 RRB(SS) (SB) / 4 RRB(GV) / 2 RRB(LF), shielded ball bearings.
- 6 (SE) ball bearings.
- Mini bearing inside the line roller.
- Computer designed balanced rotor.
- Instant anti-reverse.
- Ambidextrous.
- Soft-touch handle knob with 2 stainless steel ball bearings(OnlySS,SB,SE).
- Extra spool none-LF. Graphite on SS and SB metal spool on SE model.
- Trout special.
- Right/ left interchangeable handle.
- Smallest and lightest reel in the TICA product line.
- Ideal for smaller species like trout, panfish, it also makes a great squid fishing and backpacking reel.



**SS** 



**SB** 



**SE** 



**GV** 



**LF** 

Model	SS500	SB500	SB800	SE500	GV500	LF500
Bearings	6RRB+1RB	6RRB+1RB	6RRB+1RB	6BB+1RB	4RRB+1RB	2RRB+1RB
Weight(oz)	6.3	6.3	5.1	6.3	6.3	6.3
Gear Ratio	5.2	5.2	5.1	5.2	5.2	5.2
lb-yds(mm) Mono	4-95(0.20) 6-60(0.25) 8-50(0.28)	4-95(0.20) 6-60(0.25) 8-50(0.28)	4-150(0.20) 6-95(0.25) 8-75(0.28)	4-95(0.20) 6-60(0.25) 8-50(0.28)	4-95(0.20) 6-60(0.25) 8-50(0.28)	4-95(0.20) 6-60(0.25) 8-50(0.28)
Retrieve(in)	20.2	20.2	23.0	20.2	20.2	20.2
Drag(lb)	6.6	6.6	6.6	6.6	6.6	6.6
Handle Knob Size	1 22	1 22	1 22	1 22	1 22	1 22
Features	Main Body Frame	Rotor	Spool	Z Oscillating System	Extra spool	Computer Balanced Rotor
	Graphite	Graphite	Aluminum	-	only(SS500/SB500)	-

# Coyote **CT**

## TICA GCA FEATURES

- 3 ball bearings.
- Forged, corrosion-resistant aluminum spool.
- Instant anti-reverse roller bearing.
- Computer balanced rotor.
- Z-Oscillation system for flat line lay.
- Right/ left interchangeable handle.
- Soft-touch handle knob.



Model	Bearings	WT (oz)	Gear Ratio	lb-yds(mm) Mono	Retrieve (inch)	Drag (lb)	Handle Knob Size
GCA800(G)	3BB+1RB	5.6	5.2	2-300(0.14) 4-160(0.20) 6-100(0.25)	23.6	6.6	1 22
Main Body Frame	Body Cover	Rotor	Spool	Z Oscillating System	Computer Balanced Rotor		
Graphite	Graphite	Graphite	Aluminum	-	-		

# SAMIRA LONG CAST

## SBAT

### SAMIRA LONG CAST SBAT FEATURES



- 13 RRB shielded ball bearings.
- Anti-twist line roller with bearing.
- Forged aluminum spool.
- Computer balanced rotor.
- One-way clutch instant anti-reverse roller bearing.
- Silent line management system.
- Worm shaft oscillating system.
- Click alert for a light strike.
- Long shaft for better line winding.
- Right / Left interchangeable handle.
- Football style handle grip.
- Solid aluminum bail wire.
- Heavy pressure resistance gear for toughness and smoothness.
- Smooth powerful carbon drag washers.



Model	SBAT8000			SBAT10000			
Bearings	13RRB+1RB			13RRB+1RB			
Weight(oz)	20.9			20.9			
Gear Ratio	5.2			5.2			
lb-yds(mm) PE	17-405(0.35)	20-240(0.45)	25-200(0.50)	25-285(0.50)	30-235(0.55)	35-200(0.60)	
Retrieve(in)	28.6			28.6			
Drag(lb)	26.5			26.5			
Handle Knob Size	E62			E62			
Features	Main Body Frame	Body Cover	Rotor	Spool	Worm Shaft	Worm shaft Oscillating System	Computer Balanced Rotor
	Graphite	Graphite	Graphite	Forged Aluminum	SUS	-	-



**A:** Quick-set drag knobs allow for quick adjustment of maximum drag tension to flight rapidly. This special drag knob system comprises 2 knobs for settings. The procedure to set the 2 knobs is firstly loosening the knob A then setting drag tension by knob B for targeting fish or situation. By turning once on knob A, the drag force can be rapidly set to maximum for quick reactions in a fight. By simply adjusting knob A, the drag tension returns to the first setting. This design features convenience that anglers don't need repeated drag settings.

**B:** The SAMIRA has a unique design line roller and bail system to avoid line catching or line wear while providing the smoothest possible performance.

- SBAT features 5 kinds of spools for different fishing types.

No.1.5	No.4	No.12	Line Capacity(Lb-yds)				
			No.1.5	No.2	No.4	No.8	No.12
			4-290	5-250	8-275	17-405	25-285
			5-200	6-200	10-225	20-240	30-235
			6-150	8-125	12-200	25-200	35-200





# WILY WL(R)

## WILY WL(R) FEATURES

- 2 RRB shielded ball bearings.
- Anti-twist line roller with bearing.
- Long-life bail spring.
- Aluminium alloy spool.
- Computer balanced rotor.
- One-way clutch instant anti-reverse roller bearing.
- Worm shaft oscillating system.
- Click alert for a light strike.
- Long shaft for better line winding.
- Right/ left interchangeable handle.
- Power handle knob.
- Solid aluminum bail wire.
- Heavy pressure resistance gear for toughness and smoothness.
- Drag with carbon washers let brake be smooth.



Model	WL9000(R)					
Bearings	2RRB+1RB					
Weight(oz)	23.6					
Gear Ratio	4.1/5.2					
lb-yds(mm) Mono	20-305(0.45)	25-250(0.50)	30-205(0.55)			
Retrieve(in)	35.5/44.9					
Drag(lb)	17.6					
Handle Knob Size	E62					
Features	Main Body Frame	Body Cover	Rotor	Spool	Worm Shaft Oscillating System	Anti-Twist Rotor
	Graphite	Graphite	Graphite	Aluminum	-	-

# Flash SURF FS(E)

## FLASH SURF FS(E) FEATURES

- 7 RRB shielded ball bearings.
- Carbon composite material for rigidity, lightweight and durability.
- Anti-twist line roller with bearing.
- Forged aluminum spool .
- Computer balanced rotor.
- One-way clutch instant anti-reverse roller bearing.
- Mute resistance line device design.
- Worm shaft oscillating system.
- Click alert for a light strike.
- Long shaft for better line winding.
- Right/ left interchangeable handle.
- Soft-touch handle knob with soft-touch.
- Solid aluminum bail wire.
- Quick-set drag system is optional.
- Smooth powerful carbon drag washers.
- Heavy pressure resistance gear for toughness and smoothness.
- Slow oscillation improves line lay on spool with slower up and down stroke. It reduces friction when line flows out for a longer distance casting.



Model	FS8000(E)			FS10000(E)		
Bearings	7RRB+1RB			7RRB+1RB		
Weight(oz)	18.9			18.9		
Gear Ratio	4.1/5.2			4.1/5.2		
lb-yds(mm) Mono	17-405(0.35)	20-240(0.45)	25-200(0.50)	25-285(0.50)	30-235(0.55)	35-200(0.60)
Retrieve(in)	35.4/45.0			35.4/45.0		
Drag(lb)	26.5			26.5		
Handle Knob Size	E62			E62		
Features	Main Body Frame	Body Cover	Rotor	Spool	Worm Shaft Oscillating System	Reel Bag
	Carbon fiber Composite	Carbon fiber Composite	Carbon fiber Composite	Forged Aluminum	-	-

# SCEPTER GX

## SCEPTER GX FEATURES

- 5 RRB shielded ball bearings.
- Forged, corrosion resistant aluminum spool.
- Intelligent oscillating system(I/O).
- Titanium plated line roller for anti-twist and smoothness.
- Computer balanced rotor.
- Left/ right interchangeable handle.
- Power handle knob.
- Instant anti-reverse.



Model	GX5000	GX6000	GX8000	GX9000	GX10000			
Bearings	5RRB+1RB	5RRB+1RB	5RRB+1RB	5RRB+1RB	5RRB+1RB			
Weight(oz)	23.6	23.6	23.6	23.6	23.6			
Gear Ratio	5.2	5.2	5.2	5.2	5.2			
lb-yds(mm) Mono	8-310(0.28)	12-340(0.30)	17-405(0.35)	20-305(0.45)	25-285(0.50)			
	12-275(0.30)	14-300(0.32)	20-240(0.45)	25-250(0.50)	30-235(0.55)			
	14-240(0.32)	17-250(0.35)	25-200(0.50)	30-205(0.55)	35-200(0.60)			
Retrieve(in)	45.0	45.0	45.0	45.0	45.0			
Drag(lb)	17.6	17.6	17.6	17.6	17.6			
Handle Knob Size	T62	T62	T62	T62	T62			
Features	Main Body Frame	Body Cover	Rotor	Spool	I Oscillating System	Computer Balanced Rotor	Instant Anti-reverse	Reel Bag
	Aluminum	Graphite	Graphite	Aluminum	-	-	-	-



# LIBRA **SX**

## LIBRA SX FEATURES

- 8 RRB shielded ball bearings.
- Double anodized machined aluminum alloy spool with holes drilled for lightweight.
- HQ graphite drag system.
- Instant anti-reverse system with one way clutch roller bearing.
- Lightweight and powerful cybernetic body frame.
- Computer balanced rotor.
- Anti-twist titanium coated line roller.
- Solid aluminum bail wire.
- Intelligent Oscillation System.(I/O System).
- Machine aluminum handle with soft light weight EVA knob.
- Convertible right or left hand retrieves.
- Smooth & powerful carbon drag washers.



Model	SX3000	SX4500						
Bearings	8RRB+1RB	8RRB+1RB						
Weight(oz)	12.3	12.7						
Gear Ratio	4.6	4.6						
lb-yds(mm) Mono	6-280(0.25) 8-230(0.28) 10-200(0.30)	12-360(0.32) 14-300(0.35) 16-260(0.38)						
Retrieve(in)	29.5	31.5						
Drag(lb)	13.2	13.2						
Handle Knob Size	I 25-EVA	I 25-EVA						
Features	Main Body Frame	Body Cover	Rotor	Spool	I Oscillating System	Computer Balanced Rotor	Instant Anti-Reverse	Reel Bag
	Aluminum	Graphite	Graphite	Aluminum	-	-	-	-



# HIT & RUN REELS



## SPORTERA GR

### SPORTERA GR FEATURES

- 4 RRB shielded ball bearings.
- Hit and run system.
- Computer balanced rotor.
- Titanium plated anti-twist line roller.
- Aluminum alloy spool.
- Instant anti-reverse.
- Coiled bail spring.
- Soft-touch handle knob.
- Smooth & powerful carbon drag washers.



**GR4007R**




Model	GR3007R	GR4007R	GR4507R	GR5007R		
Bearings	4RRB+1RB	4RRB+1RB	4RRB+1RB	4RRB+1RB		
Weight(oz)	12.3	16.5	22.2	22.2		
Gear Ratio	5.2	5.2	4.4	4.4		
lb-yds(mm) Mono	6-260(0.25) 8-205(0.28) 10-180(0.30)	10-270(0.30) 12-235(0.32) 14-195(0.35)	12-285(0.32) 14-240(0.35) 17-185(0.40)	14-265(0.35) 17-205(0.40) 18-185(0.42)		
Retrieve(in)	29.7	35.0	34.0	34.0		
Drag(lb)	11.0	15.4	19.8	19.8		
Handle Knob Size	I 22	T52	T62	T62		
Features	Main Body Frame Graphite	Body Cover Graphite	Rotor Graphite	Spool Aluminum	I Oscillating System -	Anti-Twist Rotor -

# Wanderer **WAD**

## WANDERER WAD FEATURES

- 9 RRB shielded ball bearings.
- Hit and run system.
- Computer balanced, anti-twist rotor.
- Soft-touch O50-EVA handle knob.
- Durable bail spring.
- Instant anti-reverse roller bearing.
- Right/ left interchangeable handle.
- Titanium plated anti-twist line roller.
- Long worm shaft for flat line lay.
- Micro click drag knob.
- Forged aluminum spool.
- Cybernetic frame system.



A: The cybernetic integrated frame system is a newly designed spinning reel body developed by TICA's innovative engineers. This technological breakthrough provides anglers with a reel that has greater balance and durability.

B: The hit and run system is the perfect tool for live baiting. It allows the live bait to swim freely by adjusting the rear drag. The main drag setting can be easily switched to the original setting by a quick turn of the handle or a flip of a switch to set the hook.




Model	WAD6000				WAD9000			WAD10000	
Bearings	9RRB+1RB				9RRB+1RB			9RRB+1RB	
Weight(oz)	25.2				25.6			25.6	
Gear Ratio	4.1				4.1			4.1	
lb-yds(mm) Mono	12-340(0.30)				20-305(0.45)			25-285(0.50)	
	14-300(0.32)				25-250(0.50)			30-235(0.55)	
	17-250(0.35)				30-205(0.55)			35-200(0.60)	
Retrieve(in)	34.3				34.3			34.3	
Drag(lb)	22.0				22.0			22.0	
Handle Knob Size	O50-EVA-B				O50-EVA-B			O50-EVA-B	
Features	Main Body Frame	Body Cover	Rotor	Spool	Hit and Run System	Cybernetic Frame System	Anti-Twist Rotor	Worm shaft Oscillating System	
	Aluminum	Graphite	Graphite	Forged Aluminum	-	-	-	-	

# CAMBRIA **LZ**

## CAMBRIA LZ FEATURES

- 4 BB shielded ball bearings.
- Aluminum spool.
- Instant anti-reverse.
- Computer balanced rotor.
- Anti-twist line roller.
- Intelligent oscillating system(I/O).
- Left/ right interchangeable handle.
- Power handle knob.



### » REAR DRAG

Model	LZ2550			LZ3550		
Bearings	4BB+1RB			4BB+1RB		
Weight(oz)	8.5			11.6		
Gear Ratio	4.9			4.9		
lb-yds(mm) Mono	5-250(0.22)	6-200(0.25)	8-150(0.28)	8-300(0.28)	10-260(0.30)	12-230(0.32)
Retrieve(in)	27.5			31.5		
Drag(lb)	3.0			4.0		
Handle Knob Size	I 22			I 22		
Features	Main Body Frame	Body Cover	Rotor	Spool	Intelligent Oscillating System	
	Graphite	Graphite	Graphite	Aluminum	-	



### » FRONT DRAG

Model	LZ2000	LZ3000	LZ4000	LZ5000	
Bearings	4BB+1RB	4BB+1RB	4BB+1RB	4BB+1RB	
Weight(oz)	8.5	11.3	15.8	15.5	
Gear Ratio	4.9	4.9	4.3	4.3	
lb-yds(mm) Mono	4-230(0.20) 5-190(0.22) 6-150(0.25)	10-275(0.29) 12-250(0.30) 14-220(0.32)	12-380(0.32) 14-320(0.35) 16-270(0.38)	14-400(0.35) 16-340(0.38) 17-310(0.40)	
Retrieve(in)	27.5	31.5	32.5	32.5	
Drag(lb)	4.0	5.0	6.0	6.0	
Handle Knob Size	P45	P52	P52	P52	
Features	Main Body Frame	Body Cover	Rotor	Spool	Intelligent Oscillating System
	Graphite	Graphite	Graphite	Aluminum	-

# Veteran **G/S/T**

## VETERAN G/S/T FEATURE

- 4(T), 2(S), 1(G) Rust Resistant Bearings.
- Instant anti-reverse.
- One-touch removal spool.
- Balanced spool rotation.
- Left/ right easy-to-change retrieval.
- Line out alarm.
- CNC machined aluminum body and spool.
- Power drag control system comprising large drag washer.



Model	Bearings	WT (OZ)	Line capacity (Lb-yds)	Retrieve (inch)	Spool Size(Dia/wide) (mm)	Handle Knob Size
T208R	4RRB+1RB	6.0	WF8F+70yds/20lb	9.5	84/30	\
T209R	4RRB+1RB	6.3	WF9F+110yds/20lb	10.8	95/27	\
T211R	4RRB+1RB	7.2	WF11F+220yds/30lb	11.7	102/32	\
S206R	2RRB+1RB	5.6	WF6F+45yds/12lb	9.5	84/25	\
S208R	2RRB+1RB	5.8	WF8F+70yds/20lb	9.5	84/30	\
S209R	2RRB+1RB	6.7	WF9F+110yds/20lb	10.8	95/27	\
S211R	2RRB+1RB	7.4	WF11F+220yds/30lb	11.7	102/32	\
G206R	1RRB+1RB	5.6	WF6F+45yds/12lb	9.5	84/25	\
G208R	1RRB+1RB	6.0	WF8F+70yds/20lb	9.5	84/30	\
G209R	1RRB+1RB	6.7	WF9F+110yds/20lb	10.8	95/27	\
G211R	1RRB+1RB	7.6	WF11F+220yds/30lb	11.7	102/32	\

Body Frame	Spool	Stand	Clicker	Balanced Spool	Wooden Handle knob	Reel Bag
Forged Aluminum (T/S)	Forged Aluminum (T)	Aluminum Frame (G)	Aluminum Spool (S/G)	-	Only (T) Model	-

# Fishmaster **S**

## FISHMASTER S FEATURES

- 4 RRB, shielded ball Bearings.
- Instant anti-reverse.
- CNC machined, one-piece, corrosion-resistant aluminum spool and body.
- Balanced spool rotation.
- Left/ right easy-to-change retrieval.
- Line out alarm.
- Quick removal spool.



Model	Bearings	WT (OZ)	Line capacity (Lb-yds)	Retrieve (inch)	Diam/width (mm)	Handle Knob Size
S105R(S)	4RRB+1RB	4.3	DT4F/100m DT5F/75m DT6F/50m WT5F/130m WT6F/100m WT7F/75m	8.3	67.4/20.5	\
S107R(S)	4RRB+1RB	5.0	DT6F/130m DT7F/110m WT7F/210m WT8F/165m	9.5	75.4/21.0	\
S105RM(S)	4RRB+1RB	4.7	6lb/110yrd 7lb/110yrd 8lb/110yrd	8.3	67.4/20.5	\

Frame	Spool	Clicker	Balanced Spool	Wooden Handle knob	Reel Bag
Aluminum	Aluminum	-	-	-	-



# TICA ROD CATALOGUE

●	SPINNING RODS-----	58-63
●	STRIPER COLLECTOR RODS-----	64-65
●	WRECK RODS-----	64-65
●	KOKANEE RODS-----	66-67
●	DOWN RIGGER RODS-----	68-69
●	SALMON STEELHEAD RODS-----	70-77
●	CASTING RODS -----	78-79
●	BASS & WALLEYE CASTING RODS -----	80-85
●	SURF RODS -----	86-94
●	STURGEON RODS -----	96-97
●	HAWALL ULUA RODS-----	95-96
●	BOAT RODS-----	96-101
●	JIGGING RODS-----	102-105
●	FLY RODS-----	106-107
●	GRIP TYPE-----	108-109
●	SPNNING COMBOS-----	110-111
●	ICE COMBOS-----	112-113



# SPINNING RODS

▼ Only 3 pcs rod comes with rod bag. (SMGA56UL3 & SMGA66L3 )



# SPINFOCUS-SMGA

- Strong and sensitive TC<sup>1</sup> graphite composite material.
- Small diameter and perfect action for trout and pan-fish.
- High quality light stainless steel guides.
- Unique light graphite reel seat.
- High quality and comfortable cork handle.
- The perfect rod for all trout, pan fish and general freshwater fishing.
- Cosmetics of much high dollar graphite rods.



## TICA TC<sup>1</sup> SPINNING RODS SMGA(SPINFOCUS)

 PIPE/RS  
PACBAY

▲ SMGA60L2

Model No.	Length (ft)	Sections (pcs)	Weight (oz)	Line wt. (lb)	Lure wt. (oz)	Action	Power	No. Guides	Grip Type	Blank Materials
SMGA50UL1	5'0"	1	2.61	1-6	1/32-3/16	MODERATE	UL	1+4	24	Graphite TC1
SMGA50L1	5'0"	1	2.72	4-8	1/16-1/4	MODERATE	L	1+4	24	Graphite TC1
SMGA56UL1	5'6"	1	2.75	1-6	1/32-3/16	MODERATE	UL	1+4	24	Graphite TC1
SMGA56L1	5'6"	1	2.86	4-8	1/16-1/4	MODERATE	L	1+4	24	Graphite TC1
SMGA56ML1	5'6"	1	3.14	6-12	1/4-1/2	MODERATE	ML	1+4	24	Graphite TC1
SMGA56UL2	5'6"	2	2.65	1-6	1/32-3/16	MODERATE	UL	1+4	24	Graphite TC1
SMGA56UL3	5'6"	3	2.64	1-6	1/32-3/16	MODERATE	UL	1+4	24	Graphite TC1
SMGA60UL2	6'0"	2	2.89	1-6	1/32-3/16	MODERATE	UL	1+5	24	Graphite TC1
SMGA60L2	6'0"	2	2.93	4-8	1/16-1/4	MODERATE	L	1+5	24	Graphite TC1
SMGA60ML2	6'0"	2	3.14	6-12	1/4-1/2	MODERATE	ML	1+5	24	Graphite TC1
SMGA66SUL3	6'6"	3	2.79	1-4	1/32-1/8	MODERATE	SUL	1+5	24	Graphite TC1
SMGA66L2	6'6"	2	3.18	4-8	1/16-1/4	MODERATE	L	1+5	24	Graphite TC1
SMGA66L3	6'6"	3	2.98	4-8	1/16-1/4	MODERATE	L	1+5	24	Graphite TC1

\* Good for Trout/Panfish/Crappie, and any small fish.



SMGA56L1



SMGA60L2



BACKPACK ROD WITH BAG

SMGA66L3



# LIBRA-SMHA

▼ Only 4 pcs rod comes with rod bag. (SMHA70L4 & SMHA80M4)



- Constructed of high modulus and durable TC<sup>2</sup> graphite material.
- Light and sensitive blank with high strength and perfect action.
- High quality and light stainless steel guides.
- High quality TICA graphite reel seat.
- High quality foldable stainless steel hook keeper.
- Superior non-slip cork tape handle.
- Special cone design front fore grip, provides comfortable feeling and increased sensitivity.
- Exquisite cosmetic artwork with DNA interweave threads design.
- Ideal for trout, bass, catfish, and inshore saltwater species. Perfect action for lures and live bait.



▲ SMHA90H2



TRAVEL ROD WITH BAG

SMHA80M4



SMHA60H1



SMHA90H2

## TICA TC<sup>2</sup> SPINNING RODS SMHA(LIBRA)

 PIPE/RS  
TICA

DNA TICA

Model No.	Length (ft)	Sections (pcs)	Weight (oz)	Line wt. (lb)	Lure wt. (oz)	Action	Power	No. Guides	Grip Type	Blank Materials
SMHA60L1	6'0"	1	4.44	4-10	1/16-1/4	MODERATE	L	1+6	25	Graphite 24T
SMHA60ML1	6'0"	1	4.48	6-12	1/4-1/2	MODERATE FAST	ML	1+6	25	Graphite 24T
SMHA60M1	6'0"	1	4.62	8-15	3/8-3/4	MODERATE FAST	M	1+6	25	Graphite 24T
SMHA60H1	6'0"	1	4.87	12-20	1/2-1 <sup>1</sup> / <sub>2</sub>	MODERATE FAST	H	1+6	25	Graphite 24T
SMHA70L1	7'0"	1	4.80	4-10	1/16-1/4	MODERATE	L	1+7	25	Graphite 24T
SMHA70L2	7'0"	2	5.19	4-10	1/16-1/4	MODERATE	L	1+7	25	Graphite 24T
SMHA70L4	7'0"	4	5.47	4-10	1/16-1/4	MODERATE	L	1+7	25	Graphite 24T
SMHA70M1	7'0"	1	5.04	8-15	3/8-3/4	MODERATE FAST	M	1+7	25	Graphite 24T
SMHA70M2	7'0"	2	5.34	8-15	3/8-3/4	MODERATE FAST	M	1+7	25	Graphite 24T
SMHA70H1	7'0"	1	5.11	12-20	1/2-1 <sup>1</sup> / <sub>2</sub>	MODERATE FAST	H	1+7	25	Graphite 24T
SMHA80L2	8'0"	2	5.55	4-10	1/16-1/4	MODERATE	L	1+8	25	Graphite 24T
SMHA80M2	8'0"	2	5.76	8-15	3/8-3/4	MODERATE FAST	M	1+8	25	Graphite 24T
SMHA80M4	8'0"	4	5.93	8-15	3/8-3/4	MODERATE FAST	M	1+8	25	Graphite 24T
SMHA90L2	9'0"	2	7.21	4-10	1/16-1/4	MODERATE	L	1+9	25	Graphite 24T
SMHA90H2	9'0"	2	8.25	12-20	1/2-1 <sup>1</sup> / <sub>2</sub>	MODERATE FAST	H	1+9	25	Graphite 24T
SMHA10H2	10'0"	2	9.52	12-20	1/2-1 <sup>1</sup> / <sub>2</sub>	MODERATE FAST	H	1+9	25	Graphite 24T

# STRIPER COLLECTOR SERIES-WIGA

- Constructed of high modulus graphite material with strong fiberglass composite.
- Light and sensitive blank with high strength constructed, and perfect action.
- Design for casting and spinning models.
- High quality TITANIUM OXIDE ring guides & FUJI O-RING tip guide
- High quality reel seat trigger graphite & tica graphite aps for casting & spinning model.
- Unique graphite palm trigger with hook keeper.
- Comfortable and extra tough cork handle.
- East coast, West coast...Any where old line sides hangs out.



# WRECK SERIES-CLGA

- Constructed of high modulus graphite material with strong fiberglass composite.
- Light and sensitive blank with high strength, and perfect action.
- Design for casting and spinning models.
- Constructed high quality FUJI HARDLOY ring guides & tip guide.
- Unique graphite palm trigger with hook keeper.
- Comfortable and extra tough cork handle.
- Great for all rockfish, lings and tuna!!! Perfect for pulling big fish from heavy cover.



## TICA TC<sup>1</sup> STRIPER COLLECTOR RODS WIGA

Model No.	Length (ft)	Sections (pcs)	Weight (oz)	Line wt. (lb)	Lure wt. (oz)	Action	Power	No. Guides	Grip Type	Blank Materials
WIGA70H1C	7'0"	1	9.17	20-40	2-6	FAST	H	1+5	4	Graphite 24T
WIGA70MH2S	7'0"	2	8.47	10-25	3/4-3	FAST	MH	1+5	2	Graphite 24T
WIGA76MH2S	7'6"	2	8.78	10-25	3/4-3	FAST	MH	1+5	2	Graphite 24T
WIGA80MH2S	8'0"	2	10.19	10-25	3/4-3	FAST	MH	1+5	2	Graphite 24T
WIGA90MH2S	9'0"	2	10.44	12-30	2-6	FAST	MH	1+5	2	Graphite 24T
WIGA10MH2S	10'0"	2	14.29	12-30	2-8	FAST	MH	1+5	2	Graphite 24T


 TITANIUM  
GUIDE  
Fuji

 PIPE/RS  
TICA

WIGA80MH2S


 TITANIUM  
GUIDE  
Fuji

 PIPE/RS  
PACBAY

WIGA70MH1C

## TICA TC<sup>1</sup> WRECK RODS CLGA

Model No.	Length (ft)	Sections (pcs)	Weight (oz)	Line wt. (lb)	Lure wt. (oz)	Action	Power	No. Guides	Grip Type	Blank Materials
CLGA70MH1	7'0"	1	8.6	15-30	1-4	FAST	MH	1+8	3	Graphite 24T
CLGA70H1	7'0"	1	8.92	20-40	2-6	FAST	H	1+8	3	Graphite 24T
CLGA76MH1	7'6"	1	10.44	15-30	1-6	FAST	MH	1+8	3	Graphite 24T
CLGA76H1	7'6"	1	10.58	20-40	2-8	FAST	H	1+8	3	Graphite 24T
CLGA80MH1	8'0"	1	11.68	15-30	2-8	FAST	MH	1+9	3	Graphite 24T
CLGA80H1	8'0"	1	12.28	30-50	3-10	FAST	H	1+9	3	Graphite 24T


 HARDLOY  
GUIDE  
Fuji

 PIPE/RS  
PACBAY

CLGA70H1

# KOKANEE RODS-KLEA/KLEB/KLEC/KLED

- Constructed of durable fiberglass material.
- Light and sensitive blank with high strength, and perfect action.
- Casting & spinning models available.
- Ultra quality titanium oxide ring guide.
- High quality stainless steel hook keeper.
- High quality graphite reel seat.
- Comfortable and durable cork handle.
- Elegant cosmetics well worth its value.
- Kokanee and trout. Trolling techniques.
- This slow action rod makes it perfect for trolling for trout and Kokanee.



# KOKANEE SOCKEYE-KOEA

- Constructed of highly flexible and strong fiberglass material.
- Light and sensitive blank with perfect action for braided line.
- Ultra quality FUJI HARDLOY RING tip top guides.
- High quality TITANIUM OXIDE RING guides.
- High quality stainless steel hook keeper.
- High quality GRAPHITE TRIGGER reel seat.
- Comfortable EVA and high quality shrinkable rubber front grip.
- High-grade and sensitive WOVEN CARBON tube rear grip.
- Splendid and eye-catching cosmetics.
- We designed this rod for larger kokanee, pink salmon and sockeye salmon.
- 9'0" ML & 9'6" ML are designed for oversize Kokanee <Sockeye>.



## TICA KOKANEE RODS KLEA/KLEB/KLEC/KLED

Model No.	Length (ft)	Sections (pcs)	Weight (oz)	Line wt. (lb)	Lure wt. (oz)	Action	Power	No. Guides	Grip Type	Blank Materials	Color
KLEA76SUL2	7'6"	2	4.48	2-8	1/30-3/16	MODERATE	SUL	1+11	4	Fiberglass	Brown
KLEA76UL2	7'6"	2	5.33	4-10	1/30-1/4	MODERATE	UL	1+11	4	Fiberglass	Brown
KLEA76UL2S	7'6"	2	5.83	4-10	1/30-1/4	MODERATE	UL	1+6	2	Fiberglass	Brown
KLEA80UL2	8'0"	2	5.44	4-10	1/30-1/4	MODERATE	UL	1+11	4	Fiberglass	Brown
KLEB80UL2	8'0"	2	5.44	4-10	1/30-1/4	MODERATE	UL	1+11	4	Fiberglass	Gun Smoke
KLEC76UL2S	7'6"	2	5.83	4-10	1/30-1/4	MODERATE	UL	1+6	2	Fiberglass	Raspberry
KLEC80UL2	8'0"	2	5.44	4-10	1/30-1/4	MODERATE	UL	1+11	4	Fiberglass	Raspberry
KLED80UL2	8'0"	2	5.44	4-10	1/30-1/4	MODERATE	UL	1+11	4	Fiberglass	Wasabi Green



KLEA76UL2



KLEC76UL2S



KLEB80UL2



KLED80UL2



KOEA80ML2T



## TICA KOKANEE RODS KOEA

 TITANIUM  
OXIDE GUIDE  
PACBAY

 PIPE/RS  
PACBAY

 HARDLOY  
TOP GUIDE  
Fuji

Model No.	Length (ft)	Sections (pcs)	Weight (oz)	Line wt. (lb)	Braided Line WT (oz)	Action	Power	No. Guides	Grip Type	Blank Materials
KOEA76ML1T	7'6"	1	9.38	4-20	30	MODERATE	ML	1+9	42	Fiberglass
KOEA80ML2T	8'0"	2	8.01	4-20	30	MODERATE	ML	1+14	42	Fiberglass
KOEA90ML2T	9'0"	2	9.31	4-20	30	MODERATE	ML	1+16	42	Fiberglass
KOEA96ML2T	9'6"	2	9.70	4-20	30	MODERATE	ML	1+17	42	Fiberglass

# DOWN RIGGER-DHEA

- Constructed of strong fiberglass material.
- Light and powerful blank with smooth parabolic action.
- Casting & spinning models available.
- High quality titanium oxide ring guides.
- Stainless steel hook keeper.
- High quality TICA graphite reel seat.
- Comfortable and durable EVA handle.
- For all Downrigger trolling applications, salmon, stripers, and mackinaw.

## TICA DOWN RIGGER RODS DHEA

Model No.	Length (ft)	Sections (pcs)	Weight (oz)	Line wt. (lb)	Lure wt. (oz)	Action	Power	No. Guides	Grip Type	Blank Materials
DHEA70M2	7'0"	2	8.32	12-20	3/8-1	FAST	M	1+7	12	Fiberglass
DHEA80M2	8'0"	2	9.03	12-25	1/2-1 <sup>3</sup> / <sub>4</sub>	FAST	M	1+8	12	Fiberglass
DHEA80M2S	8'0"	2	9.74	10-20	3/8-1 <sup>1</sup> / <sub>4</sub>	FAST	M	1+5	12	Fiberglass
DHEA86M2	8'6"	2	9.81	12-20	3/8-1	FAST	M	1+8	12	Fiberglass
DHEA86M2S	8'6"	2	10.16	10-20	3/8-1 <sup>1</sup> / <sub>4</sub>	FAST	M	1+5	12	Fiberglass
DHEA90M2	9'0"	2	9.98	12-25	1/2-1 <sup>3</sup> / <sub>4</sub>	FAST	M	1+9	12	Fiberglass
DHEA10M2	10'0"	2	12.30	12-25	1/2-1 <sup>3</sup> / <sub>4</sub>	FAST	M	1+10	12	Fiberglass
DHEA106M2	10'6"	2	13.28	12-25	1/2-1 <sup>3</sup> / <sub>4</sub>	FAST	M	1+11	12	Fiberglass



DHEA86M2

# TYEE CLASSIC-DNEA

- Constructed of strong fiberglass material.
- Light and powerful blank with smooth parabolic action.
- High quality titanium oxide ring guides.
- Stainless steel hook keeper.
- High quality graphite trigger reel seat.
- Comfortable and durable cork handle.
- Splendid eye-catching cosmetics.



# DOWNRIGGER SPECIAL-DOGA

- Constructed of highly flexible graphite and strong fiberglass composite material.
- Light and sensitive blank with high strength, and perfect actions for braided line.
- Ultra quality FUJI HARDLOY RING tip top guides.
- High quality and strong Zirconium ring guides.
- High quality stainless steel hook keeper.
- High quality GRAPHITE reel seat.
- Comfortable EVA and high quality shrinkable rubber handle.
- Splendid and eye-catching cosmetics.
- Perfect for trolling with divers and downriggers for salmon.
- This rod to very durable and designed for hardcore fisherman.

## TICA DOWN RIGGER RODS DOGA

Model No.	Length (ft)	Sections (pcs)	Weight (oz)	Line wt. (lb)	Braided Lure wt. (oz)	Action	Power	No. Guides	Grip Type	Blank Materials
DOGA106M2	10'6"	2	10.79	10-20	50-65	MODERATE	M	1+15	43	Graphite Composite
DOGA106MH2	10'6"	2	11.53	12-25	50-65	MODERATE	MH	1+15	43	Graphite Composite



## TICA CASTING RODS DNEA(TYEE CLASSIC)


Model No.	Length (ft)	Sections (pcs)	Weight (oz)	Line wt. (lb)	Lure wt. (oz)	Action	Power	No. Guides	Grip Type	Blank Materials
DNEA86MH2T	8'6"	2	9.21	12-25	3/8-1 <sup>1</sup> / <sub>2</sub>	FAST	MH	1+8	35	Fiberglass
DNEA90MH2T	9'0"	2	9.84	12-25	3/8-1 <sup>1</sup> / <sub>2</sub>	FAST	MH	1+9	35	Fiberglass
DNEA10MH2T	10'0"	2	12.84	12-25	3/8-1 <sup>1</sup> / <sub>2</sub>	FAST	MH	1+10	35	Fiberglass

- \* Great action for NW,trolling for salmon.





# GALANT-Z



- Constructed of high modulus flexible graphite material.
- Sensitive and well balanced blank with high strength, and perfect action.
- CASTING & SPINNING models available.
- Ultra quality FUJI HARDLOY RING guides.
- High quality stainless steel hook keeper.
- High quality GRAPHITE TRIGGER & TICA GRAPHITE APS reel seat, for CASTING & SPINNING style.
- High-grade and sensitive WOVEN CARBON tube handle.

\* Good for salmon steelhead fishing.



# GALANT-B

- Constructed of highly flexible graphite and strong fiberglass composite material(HLGF).
- Constructed of 30T high tensile modulus and highly density graphite material(HLSF).
- Sensitive and well balanced blank with high strength, and perfect action.
- Ultra quality FUJI HARDLOY RING guides.
- High quality stainless steel hook keeper.
- High quality GRAPHITE TRIGGER reel seat.
- Comfortable EVA and high quality shrinkable rubber front grip, High-grade and sensitive WOVEN CARBON tube rear grip.
- This rod was specially designed for buoy 10 salmon fishing.

## TICA GALANT-B RODS HLGF/HLSF

HARDLOY GUIDE  
Fuji

PIPE/RS  
PACBAY

Model No.	Length (ft)	Sections (pcs)	Weight (oz)	Line wt. (lb)	Lure wt. (oz)	Action	Power	No. Guides	Grip Type	Blank Materials
HLGF96MAG2C	9'6"	2	10.76	20-80	2-8	FAST	H	1+11	42	Graphite 24T
HLSF96XMAG2C	9'6"	2	10.81	40-80	4-10	FAST	XH	1+11	42	Graphite 30T
HLGF106MAG2C	10'6"	2	11.50	20-80	2-8	FAST	H	1+12	42	Graphite 24T
HLSF106XMAG2C	10'6"	2	11.22	40-80	4-10	FAST	XH	1+12	42	Graphite 30T

\* Specially designed for Columbia River fishing in NW.


**TICA GALANT-Z RODS HLHF**

 HARDLOY GUIDE  
Fuji

 PIPE/RS  
TICA

HLHF10H2S

Model No.	Length (ft)	Sections (pcs)	Weight (oz)	Line wt. (lb)	Lure wt. (oz)	Action	Power	No. Guides	Grip Type	Blank Materials
HLHF86M2S	8'6"	2	8.22	8-12	3/8-3/4	MODERATE FAST	M	1+8	45	Graphite 24T
HLHF86MH2C	8'6"	2	8.99	10-20	1/2-1	MODERATE FAST	MH	1+10	44	Graphite 24T
HLMF90ML2S	9'0"	2	8.40	6 -15	1/4-3/4	MODERATE FAST	ML	1+8	45	Graphite 24T
HLHF90M2S	9'0"	2	8.57	8-12	3/8-3/4	MODERATE FAST	M	1+8	45	Graphite 24T
HLHF90H2C	9'0"	2	9.28	12-25	1/2-1 <sup>3</sup> / <sub>4</sub>	FAST	H	1+11	44	Graphite 24T
HLHF90XH2C	9'0"	2	9.59	15-50	1 <sup>1</sup> / <sub>2</sub> -7	FAST	XH	1+11	44	Graphite 24T
HLMF96ML2S	9'6"	2	9.07	6 -15	1/4-3/4	MODERATE FAST	ML	1+9	45	Graphite 24T
HLHF96M2S	9'6"	2	9.17	8-12	3/8-3/4	MODERATE FAST	M	1+9	45	Graphite 24T
HLHF96H2S	9'6"	2	9.74	12-25	1/2-1 <sup>3</sup> / <sub>4</sub>	FAST	H	1+9	45	Graphite 24T
HLHF10M2S	10'0"	2	9.59	8-12	3/8-3/4	MODERATE FAST	M	1+10	45	Graphite 24T
HLHF10H2S	10'0"	2	9.88	12-25	1/2-1 <sup>3</sup> / <sub>4</sub>	FAST	H	1+10	45	Graphite 24T
HLHF106M2S	10'6"	2	10.09	8-12	3/8-3/4	MODERATE FAST	M	1+10	45	Graphite 24T
HLHF106MH2S	10'6"	2	10.23	12-25	1/2-1 <sup>3</sup> / <sub>4</sub>	MODERATE FAST	MH	1+10	45	Graphite 24T
HLHF106MH2C	10'6"	2	10.44	12-25	1/2-1 <sup>3</sup> / <sub>4</sub>	MODERATE FAST	MH	1+14	44	Graphite 24T



HLG106MHM2

HLSF106XMAG2C

# GALANT-M <MOOCHING>

- Constructed of highly flexible graphite and strong fiberglass composite material.
- Sensitive and well balanced blank with high strength, and perfect action.
- Ultra quality FUJI HARDLOY RING guides.
- High quality stainless steel hook keeper.
- High quality GRAPHITE reel seat.
- Comfortable EVA and high quality shrinkable rubber handle.
- This rod was specially designed for mooching for all salmon species.

**TICA GALANT-M RODS HLG1**

 HARDLOY GUIDE  
Fuji

Model No.	Length (ft)	Sections (pcs)	Weight (oz)	Line wt. (lb)	Lure wt. (oz)	Action	Power	No. Guides	Grip Type	Blank Materials
HLG106MHM2	10'6"	2	10.58	10-25	1/2-1 <sup>1</sup> / <sub>2</sub>	FAST	MH	1+14	43	Graphite 24T

\* Great for NW Mooching .

## TICA GALANT X HLHD

Model No.	Length (ft)	Sections (pcs)	Weight (oz)	Line wt. (lb)	Lure wt. (oz)	Action	Power	No. Guides	Grip Type	Blank Materials
HLHD86M2C	8'6"	2	6.45	8-12	3/8-3/4	MODERATE FAST	M	1+10	36	Graphite 24T
HLHD96M2C	9'6"	2	6.52	8-12	3/8-3/4	MODERATE FAST	M	1+12	36	Graphite 24T
HLHD86ML2S	8'6"	2	5.36	6-15	1/4-3/4	MODERATE FAST	ML	1+8	37	Graphite 24T
HLHD86M2S	8'6"	2	5.68	8-12	3/8-3/4	MODERATE FAST	M	1+8	37	Graphite 24T
HLHD96ML2S	9'6"	2	5.51	6-15	1/4-3/4	MODERATE FAST	ML	1+9	37	Graphite 24T
HLHD96M2S	9'6"	2	5.71	8-12	3/8-3/4	MODERATE FAST	M	1+9	37	Graphite 24T




## GALANT X HLHE

- Constructed from flexible high modulus graphite .
- Sensitive and well balanced blank with high strength tensile for the perfect action.
- Casting & spinning models are available.
- High grade illusion frame & ring guides.
- Superb quality graphite trigger & TICA graphite APS reel seat for casting & spinning models.
- Comfortable and durable cork tape & EVA handle.

▼ HLHD86M2C



▼ HLHD96M2S



# GALANT X HLHD

- Constructed from flexible high modulus graphite .
- Sensitive and well balanced blank with high strength tensile for the perfect action.
- Casting & spinning models are available.
- High quality and lightweight stainless steel guides.
- High quality graphite trigger & TICA graphite APS reel seat for casting & spinning models.
- Comfortable and durable cork tape & EVA handle.

▼ HLHD86M2S



▼ HLHD96M2C


 STAINLESS  
STEEL GUIDE  
PACBAY

 PIPE/RS  
PACBAY

HLHD96M2C


 STAINLESS  
STEEL GUIDE  
PACBAY

 PIPE/RS  
TICA

HLHD86M2S


 ILLUSION  
GUIDE  
PACBAY

 PIPE/RS  
PACBAY

HLHE86M2C


 ILLUSION  
GUIDE  
PACBAY

 PIPE/RS  
TICA

HLHE96M2S

## TICA GALANT X HLHE

Model No.	Length (ft)	Sections (pcs)	Weight (oz)	Line wt. (lb)	Lure wt. (oz)	Action	Power	No. Guides	Grip Type	Blank Materials
HLHE86M2C	8'6"	2	7.48	8-12	3/8-3/4	MODERATE FAST	M	1+10	38	Graphite 24T
HLHE96M2C	9'6"	2	7.55	8-12	3/8-3/4	MODERATE FAST	M	1+12	38	Graphite 24T
HLHE86ML2S	8'6"	2	6.37	6-15	1/4-3/4	MODERATE FAST	ML	1+8	39	Graphite 24T
HLHE86M2S	8'6"	2	6.63	8-12	3/8-3/4	MODERATE FAST	M	1+8	39	Graphite 24T
HLHE96ML2S	9'6"	2	6.52	6-15	1/4-3/4	MODERATE FAST	ML	1+9	39	Graphite 24T
HLHE96M2S	9'6"	2	6.70	8-12	3/8-3/4	MODERATE FAST	M	1+9	39	Graphite 24T



# QUINAULT ESP-HNVA

- Constructed of 40T high modulus and high density graphite material.
- Light and sensitive blank with high strength, and perfect action.
- Casting & spinning models available.
- Ultra quality fuji hardloy RING guides.
- Unique lighter FUJI SK trigger & spinning reel seat
- Comfortable and durable CORK handle.
- Splendid eye-catching cosmetics.

## TICA TC<sup>4</sup> QUINAULT ESP HNVA

Model No.	Length (ft)	Sections (pcs)	Weight (oz)	Line wt. (lb)	Lure wt. (oz)	Action	Power	No. Guides	Grip Type	Blank Materials
HNVA96MH2T	9'6"	2	6.03	8-20	1/4-1 1/4	FAST	MH	1+15	33	Graphite 40T
HNVA103MH2T	10'3"	2	6.49	8-20	1/4-1 1/4	FAST	MH	1+15	33	Graphite 40T

# SALMON STEELHEAD-HLHB

- Constructed of high modulus flexible graphite material.
- Light and sensitive blank with high strength, and perfect action.
- Casting & spinning models available.
- 5 New Spinning and Casting models for light tackle Float & Drift fishing.
- Ultra quality fuji hardloy RING guides.
- High quality GRAPHITE trigger & tica.APS reel seat, for casting & spinning style.
- Comfortable and durable cork handle.
- Splendid eye-catching cosmetics.





# TICA TC<sup>2</sup> SALMON STEELHEAD RODS HLHB

Model No.	Length (ft)	Sections (pcs)	Weight (oz)	Line wt. (lb)	Lure wt. (oz)	Action	Power	No. Guides	Grip Type	Blank Materials
HLHB79M1C	7'9"	1	6.35	8-12	3/8-3/4	MODERATE FAST	M	1+8	4	Graphite 24T
HLHB86M2C	8'6"	2	6.00	8-12	3/8-3/4	MODERATE FAST	M	1+9	26	Graphite 24T
HLHB90MH2C	9'0"	2	6.56	8-17	1/4-5/8	MODERATE FAST	MH	1+11	26	Graphite 24T
HLHB96ML2C	9'6"	2	7.02	6-15	1/4-3/4	MODERATE FAST	ML	1+12	26	Graphite 24T
HLHB96M2C	9'6"	2	6.63	8-12	3/8-3/4	MODERATE FAST	M	1+12	26	Graphite 24T
HLHB106M2C	10'6"	2	7.76	8-12	3/8-3/4	MODERATE FAST	M	1+14	26	Graphite 24T
HLHB106MH2C	10'6"	2	8.40	12-25	1/2-1 <sup>3</sup> / <sub>4</sub>	MODERATE FAST	MH	1+14	26	Graphite 24T
HLHB86M2S	8'6"	2	6.31	8-12	3/8-3/4	MODERATE FAST	M	1+8	27	Graphite 24T
HLHB90M2S	9'0"	2	6.46	8-12	3/8-3/4	MODERATE FAST	M	1+8	27	Graphite 24T
HLHB96L2S	9'6"	2	6.17	4-10	1/32-1/2	MODERATE FAST	L	1+9	27	Graphite 24T
HLHB96ML2S	9'6"	2	6.46	6-15	1/4-3/4	MODERATE FAST	ML	1+9	27	Graphite 24T
HLHB96M2S	9'6"	2	6.98	8-12	3/8-3/4	MODERATE FAST	M	1+9	27	Graphite 24T
HLHB96H2S	9'6"	2	7.80	12-25	1/2-1 <sup>3</sup> / <sub>4</sub>	FAST	H	1+9	27	Graphite 24T
HLHB10M2S	10'0"	2	7.76	8-12	3/8-3/4	MODERATE FAST	M	1+10	27	Graphite 24T
HLHB10H2S	10'0"	2	8.22	12-25	1/2-1 <sup>3</sup> / <sub>4</sub>	FAST	H	1+10	27	Graphite 24T
HLHB106M2S	10'6"	2	7.90	8-12	3/8-3/4	MODERATE FAST	M	1+10	27	Graphite 24T
HLHB106MH2S	10'6"	2	8.78	12-25	1/2-1 <sup>3</sup> / <sub>4</sub>	MODERATE FAST	MH	1+10	27	Graphite 24T
HLHB12ML2S	12'0"	2	8.61	6-10	1/16-3/4	MODERATE FAST	ML	1+11	27	Graphite 24T
HLHB12M2S	12'0"	2	9.07	8-12	3/8-3/4	MODERATE FAST	M	1+11	27	Graphite 24T
HLHB12H2S	12'0"	2	9.95	12-25	1/2-1 <sup>3</sup> / <sub>4</sub>	FAST	H	1+11	27	Graphite 24T
HLHB14ML2S	14'0"	2	11.43	6-15	1/4-3/4	MODERATE FAST	ML	1+11	27	Graphite 24T
HLHB14M2S	14'0"	2	11.25	8-12	3/8-3/4	MODERATE FAST	M	1+12	27	Graphite 24T
HLHB14H2S	14'0"	2	12.52	12-25	1/2-1 <sup>3</sup> / <sub>4</sub>	FAST	H	1+12	27	Graphite 24T


 HARDLOY  
GUIDE  
Fuji

 PIPE/RS  
TICA

HNVA96MH2T


 HARDLOY  
GUIDE  
Fuji

 PIPE/RS  
TICA

HNVA103MH2T



 HARDLOY  
GUIDE  
Fuji

 PIPE/RS  
TICA

HLHB96ML2S

# SALMON STEELHEAD ALASKAN-HLHB

- Constructed of high modulus TC<sup>2</sup> graphite material.
- Light and sensitive blank with high strength, and perfect action for ALASKA's biggest fish.
- Casting & spinning models available.
- Ultra quality FUJI HARDLOY RING guides.
- High quality GRAPHITE TRIGGER & TICA. APS reel seat, for casting & spinning models.
- Comfortable and durable cork handle.
- Splendid eye-catching cosmetics.
- Strong, lightweight and sensitive.



## TICA TC<sup>2</sup> SALMON STEELHEAD-ALASKAN RODS HLHB

Model No.	Length (ft)	Sections (pcs)	Weight (oz)	Line wt. (lb)	Lure wt. (oz)	Action	Power	No. Guides	Grip Type	Blank Materials
HLHB86MH2S	8'6"	2	6.42	10-20	1/2-1	MODERATE FAST	MH	1+8	27	Graphite 24T
HLHB86H2C	8'6"	2	6.14	12-25	1/2-1 <sup>3</sup> / <sub>4</sub>	FAST	H	1+9	26	Graphite 24T
HLHB86H2S	8'6"	2	6.46	12-25	1/2-1 <sup>3</sup> / <sub>4</sub>	FAST	H	1+8	27	Graphite 24T
HLHB90XH2C	9'0"	2	7.41	15-50	1 <sup>1</sup> / <sub>2</sub> -7	FAST	XH	1+11	26	Graphite 24T


 HARDLOY  
GUIDE  
Fuji

 PIPE/RS  
PACBAY

HLHB90H2C



# BASS SPINNING RODS



## TACTICA BASS-SLHA

- Constructed of high modulus graphite material.
- Light and sensitive blank with perfect action.
- High quality FUJI ALCONITE tip & guides.
- High quality TICA APS reel seat.
- High quality stainless steel hook keeper.
- Comfortable mini EVA handle.
- Exquisite cosmetic artwork with DNA interweave threads design.
- From drop spotting to tubes, this series is perfect for all techniques. Spots bass, smallies and largemouth.



## TICA SURF-UMGA

- Strong and sensitivity TC<sup>2</sup> graphite material.
- Light and sensitive blank with high strength, and perfect action.
- High quality and strong Zirconia ring guides.
- Special TICA sliding foldable hook keeper.
- Superior non-slip cork tape handle.
- Splendid and eye-catching cosmetics.
- Surf, jetty and pier fishing also great for large reservoirs.



▲ UMGA70MH1S



## TICA TC<sup>2</sup> BASS SPINNING RODS SLHA(TACTICA BASS)

 ALCONITE  
GUIDE  
Fuji

 PIPE/RS  
TICA

DNA TICA

Model No.	Length (ft)	Sections (pcs)	Weight (oz)	Line wt. (lb)	Lure wt. (oz)	Action	Power	No. Guides	Grip Type	Blank Materials
SLHA66M1	6'6"	1	3.99	8 -15	1/8-5/8	MODERATE FAST	M	1+6	9	Graphite 24T
SLHA66MH1	6'6"	1	4.94	10 -20	1/4-3/4	MODERATE FAST	MH	1+6	9	Graphite 24T
SLHA610L1	6'10"	1	3.77	4 -8	1/8-3/8	MODERATE FAST	L	1+7	9	Graphite 24T
SLHA610ML1	6'10"	1	3.77	6-12	1/4-1/2	MODERATE FAST	ML	1+7	9	Graphite 24T
SLHA70ML1	7'0"	1	4.34	4 -12	1/8-3/8	MODERATE FAST	ML	1+8	9	Graphite 24T
SLHA76ML1	7'6"	1	4.23	4 -10	1/16-1/4	MODERATE FAST	ML	1+8	9	Graphite 24T
SLHA76M1	7'6"	1	4.51	6-12	3/8-3/4	MODERATE FAST	M	1+8	9	Graphite 24T
SLHA76MH1	7'6"	1	4.55	8 -17	1/2-1 1/2	MODERATE FAST	MH	1+8	9	Graphite 24T



SLHA610L1



UMGA10H2S



UMGA70MH1S

## TICA TC<sup>2</sup> SURF RODS UMGA(TICA SURF)

 PIPE/RS  
PACBAY

Model No.	Length (ft)	Sections (pcs)	Weight (oz)	Line wt. (lb)	Lure wt. (oz)	Action	Power	No. Guides	Grip Type	Blank Materials
UMGA70MH1S	7'0"	1	7.72	10-25	3/4-3	MODERATE FAST	M	1+5	28	Graphite 24T
UMGA90MH2S	9'0"	2	10.12	12-30	2-6	FAST	MH	1+5	28	Graphite 24T
UMGA10H2S	10'0"	2	16.68	12-30	2-8	FAST	H	1+5	28	Graphite 24T

# SURGE-UKGA

- Constructed of modulus and flexible graphite material with strong fiberglass composite.
- Light and sensitive blank with high strength, and perfect action.
- Ultra strong and high quality fuji o-ring & titanium oxide ring guides.
- High quality rubber handle.
- The best all-around value in a high quality surf rod.

## TICA TC<sup>1</sup> SURF RODS UKGA(SURGE)

TITANIUM GUIDE PACBAY

HARDLOY GUIDE Fuji

Model No.	Length (ft)	Sections (pcs)	Weight (oz)	Line wt. (lb)	Lure wt. (oz)	Action	Power	No. Guides	Grip Type	Blank Materials
UKGA70M2S	7'0"	2	7.09	10-20	1/2-2	MODERATE FAST	M	1+5	22	Graphite TC1
UKGA80MH2S	8'0"	2	7.83	12-20	1/2-2	MODERATE FAST	MH	1+5	22	Graphite TC1
UKGA90MH2S	9'0"	2	8.68	12-25	1/2-3	MODERATE FAST	MH	1+5	22	Graphite TC1
UKGA10MH2S	10'0"	2	15.45	15-30	2-8	FAST	MH	1+5	22	Graphite TC1
UKGA106MH2S	10'6"	2	16.90	15-30	2-8	FAST	MH	1+5	22	Graphite TC1
UKGA11H2S	11'0"	2	17.92	20-40	3-8	FAST	H	1+6	22	Graphite TC1
UKGA12H2S	12'0"	2	20.21	20-40	3-8	FAST	H	1+6	22	Graphite TC1

# GRAPHITE-UEHA

- High modulus graphite construction.
- Specially designed powerful surf casting rod.
- High-grade titanium oxide ring guides and FUJI aluminum oxide ring tip top guide.
- Superior non-slip cork tape handle.
- Tica APS graphite reel seat.
- Perfect match for SCEPTER(GX/TL/SBAT) series reels.
- New light tackle surf rods designed for SE, and West coast surf perch, salmon and stripers.



# TICA TC<sup>2</sup> SURF SERIES RODS UEHA

 PIPE/RS  
TICA

 HARDLOY  
TOP GUIDE  
Fuji

Model No.	Length (ft)	Sections (pcs)	Weight (oz)	Line wt. (lb)	Lure wt. (oz)	Action	Power	No. Guides	Grip Type	Blank Materials
UEHA421301S	7'0"	1	6.98	6-17	1/2-2	MODERATE FAST	M	1+5	20	Graphite 24T
UEHA521301S	7'0"	1	7.44	10-25	3/4-3	FAST	MH	1+5	20	Graphite 24T
UEHA421301C	7'0"	1	6.81	6-17	1/2-2	MODERATE FAST	M	1+5	20	Graphite 24T
UEHA521301C	7'0"	1	7.27	10-25	3/4-3	MODERATE FAST	MH	1+5	20	Graphite 24T
UEHA424401S	8'0"	1	9.10	6-17	1/2-2	MODERATE FAST	M	1+5	20	Graphite 24T
UEHA524401S	8'0"	1	9.17	10-25	3/4-3	MODERATE FAST	MH	1+5	20	Graphite 24T
UEHA424401C	8'0"	1	8.89	6-17	1/2-2	MODERATE FAST	M	1+5	20	Graphite 24T
UEHA524401C	8'0"	1	8.92	10-25	3/4-3	MODERATE FAST	MH	1+5	20	Graphite 24T
UEHA424402S	8'0"	2	8.54	6-17	1/2-2	MODERATE FAST	M	1+5	20	Graphite 24T
UEHA524402S	8'0"	2	9.24	10-25	3/4-3	MODERATE FAST	MH	1+5	20	Graphite 24T
UEHA425902S	8'6"	2	6.70	8-17	1/2-1 <sup>1</sup> / <sub>2</sub>	MODERATE FAST	M	1+5	20	Graphite 24T
UEHA427402S	9'0"	2	13.30	10-25	1/2-3	MODERATE FAST	M	1+5	20	Graphite 24T
UEHA527402C	9'0"	2	10.19	12-30	2-6	FAST	MH	1+5	20	Graphite 24T
UEHA527402S	9'0"	2	9.95	12-30	2-6	FAST	MH	1+5	20	Graphite 24T
UEHA429002S	9'6"	2	7.16	8-17	1/2-1 <sup>1</sup> / <sub>2</sub>	MODERATE FAST	M	1+5	20	Graphite 24T
UEHA630502S	10'0"	2	16.93	12-30	2-8	FAST	H	1+5	20	Graphite 24T
UEHA630502C	10'0"	2	16.44	12-30	2-8	FAST	H	1+5	20	Graphite 24T
UEHA532002S	10'6"	2	11.04	10-25	1-3	FAST	MH	1+5	20	Graphite 24T
UEHA632002S	10'6"	2	13.19	12-30	2-8	FAST	H	1+5	20	Graphite 24T
UEHA733502C	11'0"	2	18.98	15-40	3-8	FAST	XH	1+6	20	Graphite 24T
UEHA733502S	11'0"	2	19.89	15-40	3-8	FAST	XH	1+6	20	Graphite 24T
UEHA436502S	12'0"	2	11.75	8-20	3/4-2	MODERATE FAST	M	1+6	20	Graphite 24T
UEHA836502S	12'0"	2	22.12	15-40	4-10	FAST	XXH	1+6	20	Graphite 24T
UEHA836502C	12'0"	2	21.20	15-40	4-10	FAST	XXH	1+6	20	Graphite 24T
UEHA936502S	12'0"	2	24.8	20-50	6-12	FAST	XXH	1+6	20	Graphite 24T
UEHA630503S	10'0"	3	14.78	12-30	2-8	FAST	H	1+5	20	Graphite 24T
UEHA632003S	10'6"	3	13.47	12-30	2-8	FAST	H	1+5	20	Graphite 24T



UEHA630502C

UEHA532002S

UKGA10MH2

# SAMIRA-UEHD

## SAMIRA SURF SERIES RODS UEHD

- Constructed of high modulus Japanese graphite.
- Specially designed powerful surf rod.
- Casting & spinning models are available.
- High quality FUJI Alconite ring guides ( casting rods with MN type, spinning rods with KW type).
- High quality TICA graphite APS reel seat.
- Superb appearance.
- Perfect match for Scepter (GX/TL/SBAT) series spinning reels.
- New light tackle surf rods designed for catching perch, salmon and stripers.

## SAMIRA SURF SERIES RODS UEHD

PIPE/RS  
TICA

ALCONITE  
GUIDE  
Fuji

Model No.	Length (ft)	Sections (pcs)	Weight (oz)	Line wt. (lb)	Lure wt. (oz)	Action	Power	No. Guides	Grip Type	Blank Materials
UEHD70M1C	7'0"	1	6.81	6-17	1/2-2	MODERATE FAST	M	1+5	40	Graphite 24T
UEHD80MH1C	8'0"	1	8.89	10-25	3/4-3	MODERATE FAST	MH	1+5	40	Graphite 24T
UEHD90MH2C	9'0"	2	9.81	12-30	2-6	FAST	MH	1+5	40	Graphite 24T
UEHD10H2C	10'0"	2	15.87	12-30	2-8	FAST	H	1+5	40	Graphite 24T
UEHD70M1S	7'0"	1	6.77	6-17	1/2-2	MODERATE FAST	M	1+5	40	Graphite 24T
UEHD70MH1S	7'0"	1	7.12	10-25	3/4-3	FAST	MH	1+5	40	Graphite 24T
UEHD80MH1S	8'0"	1	8.82	10-25	3/4-3	MODERATE FAST	MH	1+5	40	Graphite 24T
UEHD80M2S	8'0"	2	8.68	6-17	1/2-2	MODERATE FAST	M	1+5	40	Graphite 24T
UEHD80MH2S	8'0"	2	8.88	10-25	3/4-3	MODERATE FAST	MH	1+5	40	Graphite 24T
UEHD90M2S	9'0"	2	8.96	10-25	1/2-3	MODERATE FAST	M	1+5	40	Graphite 24T
UEHD90MH2S	9'0"	2	9.74	12-30	2-6	FAST	MH	1+5	40	Graphite 24T
UEHD10H2S	10'0"	2	16.65	12-30	2-8	FAST	H	1+5	40	Graphite 24T







▲ UEHD90M2S



UEHD70M1C



UEHD90M2S



## TICA TC<sup>3</sup> SURF RODS UGSA(DOLPHIN SURF)

HARDLOY  
GUIDE  
Fuji

PIPE/RS  
Fuji

Model No.	Length (ft)	Sections (pcs)	Weight (oz)	Line wt. (lb)	Lure wt. (oz)	Action	Power	No. Guides	Grip Type	Blank Materials
UGSA70MH1S	7'0"	1	6.42	10-25	3/4-3	FAST	MH	1+5	20	Graphite 30T
UGSA70MH1C	7'0"	1	6.35	10-25	3/4-3	FAST	MH	1+5	20	Graphite 30T
UGSA80M1S	8'0"	1	8.47	6-17	1/2-2	FAST	M	1+5	20	Graphite 30T
UGSA80M1C	8'0"	1	8.40	6-17	1/2-2	FAST	M	1+5	20	Graphite 30T
UGSA80MH1C	8'0"	1	8.71	10-25	3/4-3	FAST	MH	1+5	20	Graphite 30T
UGSA80M2S	8'0"	2	8.18	6-17	1/2-2	FAST	M	1+5	20	Graphite 30T
UGSA80MH2S	8'0"	2	8.47	10-25	3/4-3	FAST	MH	1+5	20	Graphite 30T
UGSA90M2S	9'0"	2	9.24	10-25	1/2-3	FAST	M	1+5	20	Graphite 30T
UGSA90MH2S	9'0"	2	9.70	12-30	2-6	FAST	MH	1+5	20	Graphite 30T
UGSA10MH2S	10'0"	2	12.91	12-30	2-8	FAST	MH	1+5	20	Graphite 30T
UGSA10MH2C	10'0"	2	12.70	12-30	2-8	FAST	MH	1+5	20	Graphite 30T
UGSA106MH2S	10'6"	2	16.05	12-30	2-8	FAST	MH	1+5	20	Graphite 30T
UGSA106MH2C	10'6"	2	15.84	12-30	2-8	FAST	MH	1+6	20	Graphite 30T
UGSA11MH2S	11'0"	2	17.85	15-40	3-8	FAST	MH	1+6	20	Graphite 30T
UGSA11MH2C	11'0"	2	17.57	15-40	3-8	FAST	MH	1+6	20	Graphite 30T
UGSA11XH2C	11'0"	2	19.58	20-50	6-12	FAST	XH	1+6	20	Graphite 30T
UGSA12H2S	12'0"	2	20.11	15-40	4-10	FAST	H	1+6	20	Graphite 30T
UGSA12XH2S	12'0"	2	23.28	20-50	6-12	FAST	XH	1+6	20	Graphite 30T
UGSA12XH2C	12'0"	2	23.00	20-50	6-12	FAST	XH	1+6	20	Graphite 30T



UGSA11MH2S

UGSA80MH1S

UGSA80MH1C

UGSA11MH2C

# DOLPHIN SURF-UGSA

- Constructed from high modulus TC<sup>3</sup> graphite material.
- Specially designed powerful surf casting rod.
- High quality FUJI alconite tip top guide and FUJI hardloy ring guides for better heat dissipation.
- FUJI DPS reel seat.
- Special TICA sliding foldable hook keeper.
- Perfect match for Talisman/Samira/Scepter and Abyss series reels.
- High quality non-slip cork tape handle.
- Fast Action TC<sup>3</sup> graphite surf rods have feature that are only available on higher end rods.
- Their lightweight and sensitivity lead to all day comfort.
- Custom diamond wraps are hand done in TICA's state of the art facility.
- Designed and developed for The USA.
- Highest performance surf rods available!



# ULUA GOLD SERIES-USMB

- Constructed of flexible graphite material with strong fiberglass composite construction .
- High strength, designed for rock fishing.
- Ultra strong stainless steel spring guides.
- High quality GRAPHITE reel seat.
- Comfortable,durable and high quality rubber handle with stainless steel butt tube.
- Special design bell holder.
- Great for sturgoen bankfishing.



# TRAVELER SURF-UIVD

- Constructed of modulus and flexible 40T graphite material.
- Light and sensitive blank with high strength, and perfect curve, cover with carbon silk.
- Ultra strong and high quality Zirconia ring guides.
- High quality TICA APS reel seat.
- Elegant cosmetics well worth its value.

## TICA TC HAWAII ULUA RODS USMB(ULUA BLUE SERIES)

Model No.	Length (ft)	Sections (pcs)	Weight (oz)	Line wt. (lb)	Action	Power	No. Guides	Grip Type	Blank Materials
USMA13MH2	13'0"	2	33.69	40-50	FAST	MH	1+7	23	Graphite 24T(50%)
USMA13H2	13'0"	2	36.93	50-60	FAST	H	1+7	23	Graphite 24T(50%)
USMA13XH2	13'0"	2	39.47	60-100	FAST	XH	1+7	23	Graphite 24T(50%)



USMA13H2



UIVD15MH5



▲ UIVD15MH5

## TICA TC<sup>4</sup> TELESCOPIC SURF RODS UIVD(TRAVELER SURF)

 PIPE/RS  
TICA

Model No.	Length (ft)	Sections (pcs)	Weight (oz)	Closed Length	Line wt. (lb)	Casting wt. (oz)	Action	Power	No. Guides	Blank Materials
UIVD14XH4	14'0"	4	13.58	3'11"	8-15	3-5	FAST	XH	1+4	Graphite TC4
UIVD15MH5	15'0"	5	14.04	3'5"	6-12	2-4	FAST	MH	1+5	Graphite TC4

# BOAT ROD-BKLA




## ▲ BKLA80301

- Strong graphite and fiberglass composite construction.
- Special solid tip design.
- FUJI hardloy ring guides.
- TICA's exclusive reel seat.
- EVA front grip, with slick butts.
- Handmade interwoven-threads design.

## TICA TC BOAT RODS BKLA



Model No.	Length (ft)	Sections (pcs)	Weight (oz)	Line wt. (lb)	No.Guides	Grip Type	Blank Materials
BKLA60201	6'0"	1	16.72	12-20	1+7	17	Graphite Composite
BKLA60301	6'0"	1	17.14	12-30	1+7	17	Graphite Composite
BKLA60501	6'0"	1	19.75	30-50	1+7	17	Graphite Composite
BKLA66121	6'6"	1	16.37	6-12	1+8	17	Graphite Composite
BKLA66201	6'6"	1	17.04	12-20	1+8	17	Graphite Composite
BKLA66301	6'6"	1	17.07	12-30	1+8	17	Graphite Composite
BKLA66501	6'6"	1	20.49	30-50	1+8	17	Graphite Composite
BKLA70121	7'0"	1	16.86	6-12	1+9	17	Graphite Composite
BKLA70201	7'0"	1	17.35	12-20	1+9	17	Graphite Composite
BKLA80301	8'0"	1	20.04	12-30	1+10	17	Graphite Composite



# SPINFOCUS-BOEA

- Constructed of strong fiberglass composite material.
- Light and powerful blank with smooth parabolic action.
- High quality and strong stainless steel chrome-plated guides.
- High quality GRAPHITE reel seat.
- Comfortable and durable EVA handle.
- Splendid eye-catching cosmetics.

## TICA BOAT RODS BOEA

Model No.	Length (ft)	Sections (pcs)	Weight (oz)	Line wt. (lb)	Braided Line wt. (lb)	No.Guides	Grip Type	Blank Materials
BOEA60301	6'0"	1	10.41	15-30	20-50	1+6	12	Fiberglass Composite
BOEA60501	6'0"	1	12.31	20-50	30-65	1+6	12	Fiberglass Composite



BOEA60301




BKLA80301



BKLA70501S


# OXEAN -BOEB



## TICA BOAT RODS BOEB (OXEAN)

▲ BOEB60301

Model No.	Length (ft)	Sections (pcs)	Weight (oz)	Line wt. (lb)	Braided Line wt. (lb)	No.Guides	Grip Type	Blank Materials
BOEB60301	6'0"	1	11.57	15-30	20-50	1+6	12	Fiberglass
BOEB60501	6'0"	1	13.76	20-50	30-65	1+6	12	Fiberglass



# TICATEAM-BHLA

- Highly flexible graphite and strong fiberglass composite materials construction.
- Light and strong rod with smooth curve and agile action.
- Light boat rod (20LB/30LB) uses quality aluminum oxide ring roller top guides and superior zirconia ring guides. Heavy boat rod (50LB/80LB) uses quality aluminum oxide ring guides/roller top guides.
- Practical sleek aluminum grip.
- Customized interwoven design.
- Elegant appearance.



▲ BHLA7051



▲ BHLA7051

▲ BHLA7031


## TICA BOAT RODS BHLA(TICATEAM)

Model No.	Length (ft)	Sections (pcs)	Weight (oz)	Line wt. (lb)	No.Guides	Grip Type	Blank Materials
BHLA6021	6'0"	1	22.15	20	1+7	A	Graphite 24T
BHLA6031	6'0"	1	22.29	30	1+7	A	Graphite 24T
BHLA7021	7'0"	1	24.34	20	1+7	A	Graphite 24T
BHLA7031	7'0"	1	24.76	30	1+7	A	Graphite 24T
BHLA7051	7'0"	1	33.44	50	1+7	A	Graphite 24T



## TICA BOAT RODS BOEB (OXEAN )

- Constructed of strong fiberglass material.
- Light and powerful blank with smooth parabolic action.
- High quality and strong stainless steel chrome-plated guides.
- High quality GRAPHITE reel seat.
- Comfortable and durable EVA handle.
- Handmade interwoven-threads design.
- Splendid eye-catching cosmetics.



▲ BOEB60301



BOEB60301



BHLB7051



BHLA7051



BHLB7031

## TICATEAM-BHLB

- Constructed of highly flexible graphite and strong fiberglass composite materials.
- Powerful parabolic curve.
- Light boat rod (20LB/30LB) uses quality aluminum oxide roller top guides and superior zirconia ring guides. Heavy boat rod (50LB/80LB) uses quality aluminum oxide ring guides/roller top guides.
- Elaborate artifact interwoven design.
- Elegant appearance.
- Comfortable and durable EVA front grips.



▲ BHLB7051



▲ BHLB7051

▲ BHLB7031

## TICA BOAT RODS BHLB(TICATEAM)

Model No.	Length (ft)	Sections (pcs)	Weight (oz)	Line wt. (lb)	No.Guides	Grip Type	Blank Materials
BHLB6021	6'0"	1	19.08	20	1+7	B	Graphite 24T
BHLB6031	6'0"	1	19.37	30	1+7	B	Graphite 24T
BHLB6051	6'0"	1	26.03	50	1+7	B	Graphite 24T
BHLB7021	7'0"	1	20.99	20	1+7	B	Graphite 24T
BHLB7031	7'0"	1	21.48	30	1+7	B	Graphite 24T
BHLB7051	7'0"	1	29.42	50	1+7	B	Graphite 24T

# BOAT ROD-BKLB

- Strong graphite and fiberglass composite construction.
- Special solid tip design.
- Specially designed blank provides power and great action.
- West coast casting versions feature stainless steel braced ring guides.
- FUJI hardloy ring guides on Spinning type.
- TICA's exclusive reel seat.
- EVA front grips and diamond shrink tube rear grips, gimbals found on most models.
- Handmade interwoven-threads design.



▲ BKLB66301T

## TICA WEST COAST TC LIVE BAIT BOAT RODS BKLB

Model No.	Length (ft)	Sections (pcs)	Weight (oz)	Line wt. (lb)	No.Guides	Grip Type	Blank Materials
BKLB60201T	6'0"	1	14.20	12-20	1+7	15	Graphite Composite
BKLB60301T	6'0"	1	14.60	12-30	1+7	15	Graphite Composite
BKLB60501C	6'0"	1	18.31	30-50	1+7	16	Graphite Composite
BKLB66121T	6'6"	1	14.32	6-12	1+8	15	Graphite Composite
BKLB66201T	6'6"	1	14.43	12-20	1+8	15	Graphite Composite
BKLB66301T	6'6"	1	15.94	12-30	1+8	15	Graphite Composite
BKLB66201S	6'6"	1	15.38	12-20	1+8	16	Graphite Composite
BKLB66501C	6'6"	1	19.12	30-50	1+8	16	Graphite Composite
BKLB70201T	7'0"	1	15.38	12-20	1+9	15	Graphite Composite
BKLB80301C	8'0"	1	17.64	12-30	1+10	16	Graphite Composite





BKLB66301T



BKLB80301C



BKLB66201S



# WASABI-JCLA

- Constructed of graphite and strong fiberglass composite material.
- Light and sensitive design with very powerful action.
- Stainless steel chrome-plated guides.
- Comfortable heat-shrinkable plastic handle.
- Handmade interwoven-threads design.
- The ultimate long range Jigging rods 7'~9' length.

## TICA WASABI TC TRADITIONAL LONG-RANGE JIGGING RODS JCLA

Model No.	Length (ft)	Sections (pcs)	Weight (oz)	Line wt. (lb)	No.Guides	Grip Type	Blank Materials
JCLA70401C	7'0"	1	16.47	15-40	1+8	21	Graphite 24T
JCLA70501C	7'0"	1	17.39	20-50	1+8	21	Graphite 24T
JCLA70601C	7'0"	1	16.22	30-60	1+8	21	Graphite 24T
JCLA70901C	7'0"	1	20.18	40-100	1+8	21	Graphite 24T
JCLA80251C	8'0"	1	19.29	12-25	1+10	21	Graphite 24T
JCLA80301C	8'0"	1	19.33	15-30	1+10	21	Graphite 24T
JCLA80501C	8'0"	1	20.71	20-50	1+10	21	Graphite 24T
JCLA80601C	8'0"	1	20.81	30-60	1+10	21	Graphite 24T
JCLA90501C	9'0"	1	23.63	20-50	1+11	21	Graphite 24T
JCLA90601C	9'0"	1	23.99	30-60	1+11	21	Graphite 24T



JKHB66302S

JKLB66301S

JKLB66301T

JCLA80601C

# WASABI BLUE-JKLB/JKHB

- Constructed of composite graphite.
- Light and sensitive blank with high tensile strength and perfect action for braided lines.
- High quality ALPS blue Zirconium ring guides with ultra bright & clear finished SS316 guides frame.
- Lighter & stronger ALPS reel seat for casting model (JKLB60501T/66301T/66501T/70301T) and CAHL X aluminum reel seat for spinning model (JKLB66301S/70301S).
- Comfortable and extra tough EVA handle .
- Superb appearance and eye-catching cosmetics.
- Ideal rod for jigging.
- Weighted by braided lines strength.
- Perfect for tuna, halibut, lings, stripers and any other saltwater fish.

## WASABI BLUE DEEP JIGGING RODS JKLB/JKHB

Model No.	Length (ft)	Sections (pcs)	Weight (oz)	Line wt. (lb)	Braided Line wt.(lb)	Lure wt. (gr)	No.Guides	Grip Type	Blank Materials
JKHB58302T	5'8"	2	10.65	10-25	30-80	70-200	1+7	32	Graphite 24T
JKLB60501T	6'0"	1	12.44	20-50	65-200	150-400	1+8	32	Graphite 24T
JKLB66301T	6'6"	1	11.91	12-30	50-100	100-250	1+8	32	Graphite 24T
JKHB66302T	6'6"	2	11.08	10-25	30-80	70-200	1+7	32	Graphite 24T
JKLB66501T	6'6"	1	13.07	20-50	65-200	150-400	1+8	32	Graphite 24T
JKLB70301T	7'0"	1	12.12	12-30	50-100	100-250	1+9	32	Graphite 24T
JKHB58302S	5'8"	2	11.22	10-25	30-80	70-200	1+7	32	Graphite 24T
JKHB66302S	6'6"	2	11.68	10-25	30-80	70-200	1+8	32	Graphite 24T
JKLB66301S	6'6"	1	12.35	12-30	50-100	100-250	1+8	32	Graphite 24T
JKLB70301S	7'0"	1	12.87	12-30	50-100	100-250	1+9	32	Graphite 24T



# WASABI 2 -JLLA

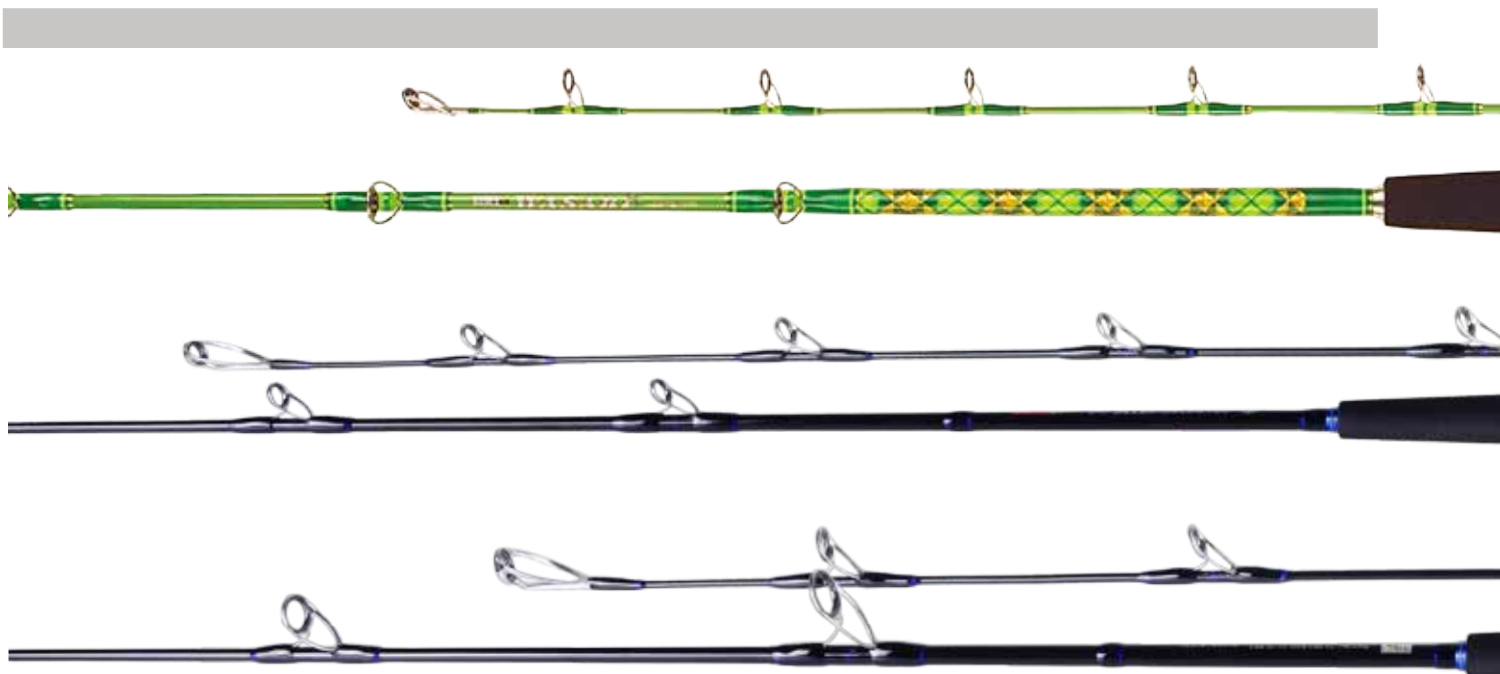
- Constructed of graphite and fiberglass composite material.
- Light and sensitive blank with high strength, and perfect actions for braided line.
- Ultra strong and high quality KW Zirconia ring guides.
- High quality GRAPHITE T-DPS reel seat for casting model and DPS reel seat for spinning model.
- Comfortable and durable EVA handle.
- Splendid eye-catching cosmetics.
- Perfect jig rods.
- Strong and lightweight.



▲ JLLA70301T

## TICA TC FREE STYLE DEEP JIGGING RODS JLLA ( WASABI 2 )

Model No.	Length (ft)	Sections (pcs)	Weight (oz)	Line wt. (lb)	Braided Line wt.(lb)	Lure wt. (gr)	No. Guides	Grip Type	Blank Materials
JLLA58301S	5'8"	1	11.67	12-30	50-100	100-250	1+6	13	Graphite 24T
JLLA60501T	6'0"	1	11.98	20-50	65-200	150-400	1+8	14	Graphite 24T
JLLA66501T	6'6"	1	13.05	20-50	65-200	150-400	1+8	14	Graphite 24T
JLLA70301T	7'0"	1	12.28	12-30	50-100	100-250	1+9	14	Graphite 24T
JLLA70301S	7'0"	1	12.24	12-30	50-100	100-250	1+7	13	Graphite 24T



# WASABI-JKLA

- Constructed of graphite and strong fiberglass composite material.
- Light and sensitive blank with high strength, and perfect actions for braided line.
- FUJI HARDLOY RING guides.
- FUJI DPS (JKLA66301S) and T-DPS reel seat (-JKLA60301T/66301T/70301T).
- High quality GRAPHITE TRIGGER reel seat (-JKLA58301T/58401T/59501T).
- Comfortable and extra tough EVA handle.
- Handsome handmade diamond wraps.
- Perfect Jig rods.
- Strong and lightweight.
- Tuna/halibut/lings/stripers..Any saltwater fish.
- Less fatigue and more enjoyment due to lighter weight.



▲ JKLA-T SERIES

## TICA FREE STYLE DEEP JIGGING RODS JKLA

Model No.	Length (ft)	Sections (pcs)	Weight (oz)	Braided Line wt.(lb)	Lure wt. (gr)	No.Guides	Grip Type	Blank Materials
JKLA60301T	6'0"	1	7.94	50-100	100-250	1+8	14	Graphite 24T
JKLA66301T	6'6"	1	11.18	50-100	100-250	1+8	14	Graphite 24T
JKLA66301S	6'6"	1	11.46	50-100	100-250	1+8	13	Graphite 24T
JKLA58301T	5'8"	1	11.53	50-100	100-250	1+7	14	Graphite 24T
JKLA58401T	5'8"	1	12.10	80-130	180-300	1+7	14	Graphite 24T
JKLA59501T	5'9"	1	12.17	65-200	150-400	1+7	14	Graphite 24T



JKLA70301T



JLLA70301T



JLLA70301S

# LOVE TO FISH

TICA USA, Inc.

---

6952 South 220th Street  
Kent, WA, 98032

Tel : 253-872-2024  
Email : [ticafishing@aol.com](mailto:ticafishing@aol.com)  
Web: [www.ticaamerica.com](http://www.ticaamerica.com)

